



# Club Health Assessment for District 380 through June 2025

			Status	Membership							Reports					Finance	LCIF	
Club Number	Club Name	Charter Date		Current Member Count	YTD Members Added	YTD Members Dropped	YTD Net Growth	YTD Net Growth%	Member Count 12 Months Ago	Avg. length of service for dropped members	Months Since Last MMR ***	Yrs. Since Last Officer Report	President Rotation	Vice President Reported ****	Months Since Last Activity Report ***	Account Balance	Donations for current Fiscal Year	
			Number of times on status quo within last two years	If below 15 members appears					If net loss is greater than 20% appears			If no report in 3 months appears in	When more than one year appears in	Number of repeat terms	Notes the officers that do not have appears in an active	If no report at 12 months red		
Clubs less than two years old																		
157928	Shen Zhen Ai Xin	06/28/2024	Active	28	10	11	-1	-3.45%	30	1	0		None	P,S,T,M,VP SC	N/A	90+ Days		
181351	Shenzhen Ai Hua	03/14/2025	Active	17	25	8	17	100.00%	0	0	0			P,S,T,M,VP SC	N/A			
172134	Shenzhen Bei Dou	06/28/2024	Active	14	6	17	-11	-44.00%	25	1	0		None	P,S,T,M,VP SC	N/R			
172131	Shenzhen Hua Ai	06/28/2024	Active	27	10	11	-1	-3.57%	28	1	0		None	P,S,T,M,VP SC	N/A			
172114	Shenzhen Le Tong	06/28/2024	Active	21	6	12	-6	-22.22%	27	1	0		None	P,S,T,M,VP SC	N/A			
172085	Shenzhen Shao Hua	06/28/2024	Active	22	17	20	-3	-12.00%	25	2	0		None	P,S,T,M,VP SC	N/A			
181827	Shenzhen Shen Shan	05/08/2025	Newly Chartered	29	29	0	29	100.00%	0		0			P,S,T,M,VP SC	N/A	90+ Days		
172082	Shenzhen Wan Qu	06/27/2024	Status Quo(1)	20	1	6	-5	-20.00%	50	1	2		None	P,S,T,M,VP SC	N/A			
179607	Shenzhen Xi Sheng	11/21/2024	Active	21	26	5	21	100.00%	0	0	0			P,S,T,M,VP SC	N/A			
172328	Shenzhen Xing Chen	06/28/2024	Active	11	5	19	-14	-56.00%	25	1	0		None	P,S,T,M,VP SC	N/A			
179608	Shenzhen Zheng Xin	11/21/2024	Active	18	33	15	18	100.00%	0	3	0			P,S,T,M,VP SC	N/A			
181924	Shenzhen Zi Fei Yu	06/14/2025	Newly Chartered	30	30	0	30	100.00%	0		0			P,S,T,M,VP SC	N/A			
Clubs more than two years old																		
65268	CHINA SHENZHEN Exc Award (06/30/2016, 06/30/2018, 06/30/2020)	04/08/2002	Active	46	6	0	6	15.00%	40		2	1	None	P,S,T,M,VP SC	24+		\$52,000.00	
67363	CHINA SHENZHEN BA GUA LING	02/28/2003	Active(1)	25	6	4	2	8.70%	23	4	0	1	None	P,S,T,M,VP SC	24+			
67372	CHINA SHENZHEN BAO AN Exc Award (06/30/2016, 06/30/2019)	02/28/2003	Active(1)	29	0	2	-2	-6.45%	31	6	0	1	None	P,S,T,M,VP SC	24+		\$1,000.00	
93566	CHINA SHENZHEN BAO SHUI QU	01/06/2006	Cancelled(6*)	0	0	0	0	0.00%	0		61	5	None	P,S,T,M,VP SC	24+			
67357	CHINA SHENZHEN BI JIA SHAN Exc Award (06/30/2016, 06/30/2018)	02/28/2003	Active	29	3	2	1	3.57%	28	6	0	1	None	P,S,T,M,VP SC	24+			
67358	CHINA SHENZHEN BIN HE Exc Award (06/30/2017)	02/28/2003	Active(1)	15	0	1	-1	-6.25%	16	16	0	1	None	P,S,T,M,VP SC	24+			



# Club Health Assessment for District 380 through June 2025

			Status	Membership							Reports					Finance	LCIF
Club Number	Club Name	Charter Date		Current Member Count	YTD Members Added	YTD Members Dropped	YTD Net Growth	YTD Net Growth%	Member Count 12 Months Ago	Avg. length of service for dropped members	Months Since Last MMR ***	Yrs. Since Last Officer Report	President Rotation	Vice President Reported ****	Months Since Last Activity Report ***	Account Balance	Donations for current Fiscal Year
			Number of times on status quo within last two years	If below 15 members appears				If net loss is greater than 20% appears			If no report in 3 months appears in	When more than one year appears in	Number of repeat terms	Notes the officers that do not have appears in an active	If no report at 12 months red		
67359	CHINA SHENZHEN CAI TIAN	02/28/2003	Active(1)	13	2	3	-1	-7.14%	14	7	0	1	None	P,S,T,M,VP SC	24+		
67561	CHINA SHENZHEN GAO XIN	03/31/2003	Active(1)	46	2	0	2	4.55%	44		7	1	None	P,S,T,M,VP SC	24+		
	Exc Award (06/30/2016, 06/30/2017, 06/30/20																
67371	CHINA SHENZHEN HONG LI	02/28/2003	Active(1)	39	3	1	2	5.41%	37	14	0	1	None	P,S,T,M,VP SC	24+		\$2,000.00
	Exc Award (06/30/2016)																
67439	CHINA SHENZHEN HONG SHU WAN	03/14/2003	Active	11	0	4	-4	-26.67%	15	6	0	1	None	P,S,T,M,VP SC	N/A		
67360	CHINA SHENZHEN HUA QIANG	02/28/2003	Active	8	0	4	-4	-33.33%	12	3	0	1	None	P,S,T,M,VP SC	24+		
67364	CHINA SHENZHEN HUA QIAO CHENG	02/28/2003	Active(1)	22	2	4	-2	-8.33%	24	6	0	1	None	P,S,T,M,VP SC	N/A		
	Exc Award (06/30/2017)																
67565	CHINA SHENZHEN HUANG GANG	03/31/2003	Active	34	5	4	1	3.03%	33	11	0	1	None	P,S,T,M,VP SC	24+		
	Exc Award (06/30/2018)																
130596	China Shenzhen Jing Feng	03/31/2017	Active	21	2	3	-1	-4.55%	22	3	0	1	None	P,S,T,M,VP SC	N/A		
67361	CHINA SHENZHEN LIAN HUA SHAN	02/28/2003	Active(1)	26	9	4	5	23.81%	21	12	0	1	None	P,S,T,M,VP SC	24+		\$1,100.00
	Exc Award (06/30/2017)																
67544	CHINA SHENZHEN NAN HAI	03/31/2003	Active(1)	16	2	6	-4	-20.00%	20	8	0	1	None	P,S,T,M,VP SC	24+		
	Exc Award (06/30/2016, 06/30/2017)																
67547	CHINA SHENZHEN PENG CHENG	03/31/2003	Active	27	3	2	1	3.85%	26	11	0	1	None	P,S,T,M,VP SC	24+		
	Exc Award (06/30/2018)																
108535	CHINA SHENZHEN PING SHAN	06/01/2010	Active(1)	36	1	7	-6	-14.29%	42	12	0	1	None	P,S,T,M,VP SC	24+		
	Exc Award (06/30/2023)																
67546	CHINA SHENZHEN SHA JING	03/31/2003	Active(1)	30	3	3	0	0.00%	30	14	0	1	None	P,S,T,M,VP SC	24+		
	Exc Award (06/30/2016, 06/30/2023)																
67575	CHINA SHENZHEN SHANG BU	03/31/2003	Active(1)	40	2	2	0	0.00%	40	15	0	1	None	P,S,T,M,VP SC	24+		\$30,000.00
	Exc Award (06/30/2016, 06/30/2017, 06/30/20																
67548	CHINA SHENZHEN SHE KOU	03/31/2003	Cancelled(6*)	0	0	0	0	0.00%	0		61	5	None	P,S,T,M,VP SC	N/A		



# Club Health Assessment for District 380 through June 2025

			Status	Membership							Reports					Finance	LCIF
Club Number	Club Name	Charter Date		Current Member Count	YTD Members Added	YTD Members Dropped	YTD Net Growth	YTD Net Growth%	Member Count 12 Months Ago	Avg. length of service for dropped members	Months Since Last MMR ***	Yrs. Since Last Officer Report	President Rotation	Vice President Reported ****	Months Since Last Activity Report ***	Account Balance	Donations for current Fiscal Year
			Number of times on status quo within last two years	If below 15 members appears				If net loss is greater than 20% appears			If no report in 3 months appears in	When more than one year appears in	Number of repeat terms	Notes the officers that do not have appears in an active	If no report at 12 months red		
67545	CHINA SHENZHEN SHENZHEN WAN Exc Award (06/30/2016, 06/30/2018)	03/31/2003	Active	25	2	4	-2	-7.41%	27	11	0	1	None	P,S,T,M,VP SC	24+		
67367	CHINA SHENZHEN SI HAI	02/28/2003	Active(1)	1	3	4	-1	-50.00%	2	20	0	1	None	P,S,T,M,VP SC	24+		
67373	CHINA SHENZHEN WEN JIN	02/28/2003	Active(1)	22	2	3	-1	-4.35%	23	2	0	1	None	P,S,T,M,VP SC	24+		\$1,000.00
67574	CHINA SHENZHEN XIANG MI HU Exc Award (06/30/2017, 06/30/2019, 06/30/20)	03/31/2003	Active	43	0	2	-2	-4.44%	45	11	0	1	None	P,S,T,M,VP SC	24+		
67572	CHINA SHENZHEN XIN ZHOU Exc Award (06/30/2016)	03/31/2003	Active	24	1	0	1	4.35%	23		3	1	None	P,S,T,M,VP SC	24+		
67353	CHINA SHENZHEN YAN TIAN Exc Award (06/30/2016, 06/30/2017, 06/30/20)	02/28/2003	Active	35	6	10	-4	-10.26%	39	8	0	1	None	P,S,T,M,VP SC	24+		\$1,000.00
67370	CHINA SHENZHEN YI TIAN Exc Award (06/30/2016, 06/30/2019, 06/30/20)	02/28/2003	Active(1)	32	0	2	-2	-5.88%	34	8	0	1	None	P,S,T,M,VP SC	24+		
67369	CHINA SHENZHEN YIN HU Exc Award (06/30/2016, 06/30/2017, 06/30/20)	02/28/2003	Active(1)	42	5	3	2	5.00%	40	4	0	1	None	P,S,T,M,VP SC	24+		
89396	SHENZHEN FU YONG Exc Award (06/30/2016)	10/10/2005	Active(1)	40	8	10	-2	-4.76%	42	9	0	1	None	P,S,T,M,VP SC	24+		
133750	Shenzhen Bai Bei	01/29/2018	Active	15	4	1	3	25.00%	12	0	0	1	None	P,S,T,M,VP SC	N/A		
109663	SHENZHEN BAI HE Exc Award (06/30/2019)	11/09/2010	Active	14	4	12	-8	-36.36%	22	4	0	1	None	P,S,T,M,VP SC	24+		
129778	Shenzhen Bao Qing	01/06/2017	Active	8	1	2	-1	-11.11%	9	8	0	1	None	P,S,T,M,VP SC	N/A		
130566	Shenzhen Bei Ke Exc Award (06/30/2018)	03/30/2017	Active(1)	21	5	4	1	5.00%	20	7	0	1	None	P,S,T,M,VP SC	N/A		
124661	Shenzhen Bei Shan Exc Award (06/30/2016)	04/15/2015	Active	19	1	0	1	5.56%	18		7	1	None	P,S,T,M,VP SC	N/A		
108427	SHENZHEN BO AI Exc Award (06/30/2016, 06/30/2017)	05/21/2010	Active(1)	39	11	6	5	14.71%	34	8	0	1	None	P,S,T,M,VP SC	24+		
118962	SHENZHEN BO SHANG JING YING	03/18/2013	Active(1)	25	6	5	1	4.17%	24	9	0	1	None	P,S,T,M,VP SC	N/A		



# Club Health Assessment for District 380 through June 2025

			Status	Membership							Reports					Finance		LCIF
Club Number	Club Name	Charter Date		Current Member Count	YTD Members Added	YTD Members Dropped	YTD Net Growth	YTD Net Growth%	Member Count 12 Months Ago	Avg. length of service for dropped members	Months Since Last MMR ***	Yrs. Since Last Officer Report	President Rotation	Vice President Reported ****	Months Since Last Activity Report ***	Account Balance	Donations for current Fiscal Year	
			Number of times on status quo within last two years	If below 15 members appears				If net loss is greater than 20% appears			If no report in 3 months appears in	When more than one year appears in	Number of repeat terms	Notes the officers that do not have appears in an active	If no report at 12 months red			
Exc Award (06/30/2016)																		
126547	Shenzhen Bo Ya	01/27/2016	Active	38	4	5	-1	-2.56%	39	7	0	1	None	P,S,T,M,VP SC	N/A			
107582	SHENZHEN CAI HONG	02/17/2010	Active(1)	3	0	0	0	0.00%	3		12	2	None	P,S,T,M,VP SC	24+			
127972	Shenzhen Chang Yuan	06/23/2016	Active	29	5	0	5	20.83%	24		1	1	None	P,S,T,M,VP SC	24+		\$1,000.00	
98699	SHENZHEN CHUN FENG	04/25/2007	Active(1)	25	1	0	1	4.17%	24		2	1	None	P,S,T,M,VP SC	24+			
123292	Shenzhen Chun Tian	10/07/2014	Active(1)	23	8	11	-3	-11.54%	26	5	0	1	None	P,S,T,M,VP SC	N/A			
Exc Award (06/30/2016, 06/30/2017)																		
109662	SHENZHEN CI SHAN SHOU CANG	11/09/2010	Active	27	5	6	-1	-3.57%	28	3	0	1	None	P,S,T,M,VP SC	24+			
Exc Award (06/30/2017, 06/30/2019)																		
117075	SHENZHEN DA DI	06/04/2012	Active(1)	27	2	1	1	3.85%	26	13	0	1	None	P,S,T,M,VP SC	N/A			
Exc Award (06/30/2018)																		
105458	SHENZHEN DA TONG	05/12/2009	Active	30	3	12	-9	-23.08%	39	11	0		None	P,S,T,M,VP SC	24+		\$1,000.00	
105305	SHENZHEN DA ZI RAN	04/21/2009	Active	17	0	2	-2	-10.53%	19	6	0	1	None	P,S,T,M,VP SC	24+			
89119	SHENZHEN DI WANG	08/19/2005	Active(1)	26	5	4	1	4.00%	25	10	0	1	None	P,S,T,M,VP SC	24+			
Exc Award (06/30/2016)																		
98198	SHENZHEN DONG FANG MEI GUI	12/21/2006	Active	26	10	4	6	30.00%	20	10	0	1	None	P,S,T,M,VP SC	24+			
Exc Award (06/30/2016, 06/30/2018)																		
84536	SHENZHEN DONG HAI	12/13/2004	Active(1)	17	0	1	-1	-5.56%	18	15	0	1	None	P,S,T,M,VP SC	24+			
104341	SHENZHEN FENG HUANG	01/13/2009	Active(1)	22	3	4	-1	-4.35%	23	11	0	1	None	P,S,T,M,VP SC	N/A		\$1,000.00	
112162	SHENZHEN FU AI	09/08/2011	Active(1)	28	2	3	-1	-3.45%	29	11	0	1	None	P,S,T,M,VP SC	24+		\$48,000.00	
Exc Award (06/30/2017, 06/30/2023)																		
107115	SHENZHEN FU TIAN	12/18/2009	Active	15	0	4	-4	-21.05%	19	4	0	1	None	P,S,T,M,VP SC	N/A			
Exc Award (06/30/2017)																		
107451	SHENZHEN GUAN AI	02/10/2010	Active(1)	13	0	1	-1	-7.14%	14	15	0	1	None	P,S,T,M,VP SC	24+			
Exc Award (06/30/2016)																		
118025	SHENZHEN GUAN LAN	10/15/2012	Active(1)	36	11	4	7	24.14%	29	10	0	1	None	P,S,T,M,VP SC	N/A			
Exc Award (06/30/2016, 06/30/2017)																		



# Club Health Assessment for District 380 through June 2025

			Status	Membership						Reports					Finance		LCIF
Club Number	Club Name	Charter Date		Current Member Count	YTD Members Added	YTD Members Dropped	YTD Net Growth	YTD Net Growth%	Member Count 12 Months Ago	Avg. length of service for dropped members	Months Since Last MMR ***	Yrs. Since Last Officer Report	President Rotation	Vice President Reported ****	Months Since Last Activity Report ***	Account Balance	Donations for current Fiscal Year
			Number of times on status quo within last two years	If below 15 members appears				If net loss is greater than 20% appears			If no report in 3 months appears in	When more than one year appears in	Number of repeat terms	Notes the officers that do not have an active	If no report at 12 months appears in red		
123317	Shenzhen Hai Shang Chang Xii Exc Award (06/30/2016, 06/30/2017)	10/08/2014	Active	24	8	19	-11	-31.43%	35	4	0	1	None	P,S,T,M,VP SC	N/A	90+ Days	\$1,000.00
118201	SHENZHEN HAI SHANG YUN TIAN Exc Award (06/30/2016, 06/30/2017)	10/29/2012	Active(1)	36	5	1	4	12.50%	32	9	2	1	None	P,S,T,M,VP SC	N/A		
124861	Shenzhen Hai Yue Exc Award (06/30/2016)	05/15/2015	Active	28	3	0	3	12.00%	25		2	1	None	P,S,T,M,VP SC	N/A		
126609	Shenzhen Hai Zhi Han	01/27/2016	Active	22	25	3	22	100.00%	0	0	0	5	None	P,S,T,M,VP SC	N/A		
130821	Shenzhen Hai Zhi Yun	05/10/2017	Active	20	28	8	20	100.00%	0	2	0	3	None	P,S,T,M,VP SC	N/A		
99846	SHENZHEN HE PING Exc Award (06/30/2018)	06/29/2007	Active	25	2	9	-7	-21.88%	32	3	0	1	None	P,S,T,M,VP SC	24+		
125118	Shenzhen He Yi	06/26/2015	Active	28	2	0	2	7.69%	26		1	1	None	P,S,T,M,VP SC	24+		
129594	Shenzhen Hong Ya Exc Award (06/30/2019)	12/12/2016	Active	36	2	2	0	0.00%	36	4	0	1	None	P,S,T,M,VP SC	N/A		
123061	Shenzhen Hong Yang	09/02/2014	Active	28	10	5	5	21.74%	23	5	0	1	None	P,S,T,M,VP SC	N/A		
123322	Shenzhen Hua Han Exc Award (06/30/2023)	10/09/2014	Active	31	6	0	6	24.00%	25		1	1	None	P,S,T,M,VP SC	N/A		
106442	SHENZHEN HUA LIN Exc Award (06/30/2016, 06/30/2017)	08/31/2009	Active(1)	20	2	10	-8	-28.57%	28	9	0	1	None	P,S,T,M,VP SC	N/A		
129803	Shenzhen Hua Shang Exc Award (06/30/2019, 06/30/2022)	02/22/2017	Active(1)	30	7	6	1	3.45%	29	4	0	1	None	P,S,T,M,VP SC	N/A		
123398	Shenzhen Hua Tian Exc Award (06/30/2017, 06/30/2023)	10/16/2014	Active	22	11	13	-2	-8.33%	24	2	0	1	None	P,S,T,M,VP SC	N/A		
108534	SHENZHEN HUA XIANG	06/01/2010	Active	49	3	5	-2	-3.92%	51	5	0	1	None	P,S,T,M,VP SC	24+		
124932	Shenzhen Hua Yuan	05/20/2015	Active	16	6	1	5	45.45%	11	2	0	1	None	P,S,T,M,VP SC	N/A		
128958	Shenzhen Hua Yue	10/17/2016	Active	21	7	6	1	5.00%	20	5	0	1	None	P,S,T,M,VP SC	N/A		
120854	Shenzhen Hualei Exc Award (06/30/2016, 06/30/2017)	12/02/2013	Active	19	1	2	-1	-5.00%	20	9	0	1	None	P,S,T,M,VP SC	N/A		
123323	Shenzhen Jiang Shan	10/09/2014	Active	18	2	2	0	0.00%	18	9	0	1	None	P,S,T,M,VP SC	N/A		



# Club Health Assessment for District 380 through June 2025

			Status	Membership							Reports					Finance		LCIF
Club Number	Club Name	Charter Date		Current Member Count	YTD Members Added	YTD Members Dropped	YTD Net Growth	YTD Net Growth%	Member Count 12 Months Ago	Avg. length of service for dropped members	Months Since Last MMR ***	Yrs. Since Last Officer Report	President Rotation	Vice President Reported ****	Months Since Last Activity Report ***	Account Balance	Donations for current Fiscal Year	
			Number of times on status quo within last two years	If below 15 members appears					If net loss is greater than 20% appears			If no report in 3 months appears in	When more than one year appears in	Number of repeat terms	Notes the officers that do not have appears in an active	If no report at 12 months red		
Exc Award (06/30/2023)																		
127790	Shenzhen Jie Cheng	06/06/2016	Cancelled(6*)	0	0	0	0	0.00%	0		61	5	None	P,S,T,M,VP SC	N/A			
130799	Shenzhen Jin Ming Yi Shu	04/27/2017	Cancelled(6*)	0	0	0	0	0.00%	0		24	2	None	P,S,T,M,VP SC	N/A			
123062	Shenzhen Jin Xiu	09/02/2014	Active	20	3	2	1	5.26%	19	0	0	1	None	P,S,T,M,VP SC	N/A			
Exc Award (06/30/2017)																		
129762	Shenzhen Jing Dian	01/11/2017	Active	13	3	2	1	8.33%	12	8	0	1	None	P,S,T,M,VP SC	N/A			
82472	SHENZHEN JING TIAN	05/28/2004	Active	25	4	1	3	13.64%	22	8	0	1	None	P,S,T,M,VP SC	24+		\$1,000.00	
Exc Award (06/30/2017, 06/30/2022, 06/30/20)																		
118716	SHENZHEN JING YING	02/04/2013	Active(1)	24	3	10	-7	-22.58%	31	6	0	1	None	P,S,T,M,VP SC	N/A			
Exc Award (06/30/2017, 06/30/2019)																		
119257	SHENZHEN LAN TIAN	04/29/2013	Active(1)	21	3	5	-2	-8.70%	23	5	0	1	None	P,S,T,M,VP SC	N/A			
Exc Award (06/30/2017)																		
131129	Shenzhen Le Du Juan	05/31/2017	Active(1)	23	1	3	-2	-8.00%	25	8	0	1	None	P,S,T,M,VP SC	N/A			
Exc Award (06/30/2018)																		
123397	Shenzhen Le Shan	10/16/2014	Active	33	5	0	5	17.86%	28		3	1	None	P,S,T,M,VP SC	N/A			
Exc Award (06/30/2017, 06/30/2023)																		
103937	SHENZHEN LI CHENG	11/07/2008	Active(1)	77	5	8	-3	-3.75%	80	7	0	1	None	P,S,T,M,VP SC	24+		\$3,000.00	
Exc Award (06/30/2016, 06/30/2017)																		
108426	SHENZHEN LIAN HE	05/21/2010	Active	33	3	1	2	6.45%	31	5	0	1	None	P,S,T,M,VP SC	24+			
Exc Award (06/30/2016, 06/30/2017, 06/30/20)																		
130656	Shenzhen Liang Tong	04/06/2017	Active	22	6	4	2	10.00%	20	6	0	1	None	P,S,T,M,VP SC	N/A			
Exc Award (06/30/2023)																		
107452	SHENZHEN LIN MAO	02/10/2010	Active	16	0	4	-4	-20.00%	20	7	0	1	None	P,S,T,M,VP SC	24+			
127791	Shenzhen Ling Ying	06/06/2016	Active	33	4	1	3	10.00%	30	8	0	1	None	P,S,T,M,VP SC	N/R			
103936	SHENZHEN LONG CHENG	11/07/2008	Active(1)	52	7	11	-4	-7.14%	56	9	0	1	None	P,S,T,M,VP SC	24+		\$2,000.00	
Exc Award (06/30/2017, 06/30/2023)																		
82471	SHENZHEN LONG HUA	05/28/2004	Active(1)	48	5	6	-1	-2.04%	49	9	0	1	None	P,S,T,M,VP SC	24+			
Exc Award (06/30/2016, 06/30/2017, 06/30/20)																		



# Club Health Assessment for District 380 through June 2025

			Status	Membership							Reports					Finance		LCIF
Club Number	Club Name	Charter Date		Current Member Count	YTD Members Added	YTD Members Dropped	YTD Net Growth	YTD Net Growth%	Member Count 12 Months Ago	Avg. length of service for dropped members	Months Since Last MMR ***	Yrs. Since Last Officer Report	President Rotation	Vice President Reported ****	Months Since Last Activity Report ***	Account Balance	Donations for current Fiscal Year	
			Number of times on status quo within last two years	If below 15 members appears				If net loss is greater than 20% appears			If no report in 3 months appears in	When more than one year appears in	Number of repeat terms	Notes the officers that do not have an active	If no report at 12 months appears in red			
124862	Shenzhen Long Teng Exc Award (06/30/2016)	05/15/2015	Active	0	0	1	-1	-100.00%	1	10	0	4	None	P,S,T,M,VP SC	N/A			
131455	Shenzhen Meng Xiang Exc Award (06/30/2018)	06/21/2017	Active	11	1	1	0	0.00%	11	8	3	1	None	P,S,T,M,VP SC	24+			
127952	Shenzhen Ming De Exc Award (06/30/2018)	06/15/2016	Active	22	6	8	-2	-8.33%	24	6	0	1	None	P,S,T,M,VP SC	N/A			
121227	Shenzhen Ming Jia Shan Pin Exc Award (06/30/2017, 06/30/2021, 06/30/2022)	01/24/2014	Active	38	0	2	-2	-5.00%	40	11	0	1	None	P,S,T,M,VP SC	N/A			
111456	SHENZHEN MING REN Exc Award (06/30/2018)	06/23/2011	Active	16	3	1	2	14.29%	14	9	0	1	None	P,S,T,M,VP SC	N/A			
132117	Shenzhen Peng Ai	06/30/2017	Active	19	3	2	1	5.56%	18	2	0	1	None	P,S,T,M,VP SC	N/A			
127792	Shenzhen Peng Bo Jing Ying Exc Award (06/30/2018)	06/06/2016	Active(1)	31	6	4	2	6.90%	29	7	0	1	None	P,S,T,M,VP SC	N/A			
109661	SHENZHEN PENG ZHENG Exc Award (06/30/2019)	11/09/2010	Active	21	0	0	0	0.00%	21		12	1	None	P,S,T,M,VP SC	24+			
89118	SHENZHEN PING DI Exc Award (06/30/2019)	08/19/2005	Active	10	1	5	-4	-28.57%	14	8	0	1	None	P,S,T,M,VP SC	24+			
117851	SHENZHEN QI CHENG Exc Award (06/30/2016)	09/18/2012	Active(1)	27	3	10	-7	-20.59%	34	5	0	1	None	P,S,T,M,VP SC	N/A			
120757	Shenzhen Qi Hang Exc Award (06/30/2016)	11/14/2013	Active	8	0	3	-3	-27.27%	11	3	0	1	None	P,S,T,M,VP SC	24+			
131428	Shenzhen Qi Xing	06/21/2017	Cancelled(6*)	0	0	0	0	0.00%	0		42	4	None	P,S,T,M,VP SC	N/A			
130430	Shenzhen Qian Cheng Exc Award (06/30/2018)	03/15/2017	Active	22	0	5	-5	-18.52%	27	4	0	1	None	P,S,T,M,VP SC	N/A			
95242	SHENZHEN QIAN HAI Exc Award (06/30/2016, 06/30/2017)	02/07/2006	Active(1)	17	2	4	-2	-10.53%	19	3	0	1	None	P,S,T,M,VP SC	24+			
134925	Shenzhen Shan De Exc Award (06/30/2023)	05/29/2018	Active(1)	10	2	7	-5	-33.33%	15	7	0	1	None	P,S,T,M,VP SC	24+			
119903	Shenzhen Shang Zhi Lian	06/29/2013	Active	32	5	5	0	0.00%	32	6	0	1	None	P,S,T,M,VP SC	N/A			



# Club Health Assessment for District 380 through June 2025

			Status	Membership							Reports					Finance		LCIF
Club Number	Club Name	Charter Date		Current Member Count	YTD Members Added	YTD Members Dropped	YTD Net Growth	YTD Net Growth%	Member Count 12 Months Ago	Avg. length of service for dropped members	Months Since Last MMR ***	Yrs. Since Last Officer Report	President Rotation	Vice President Reported ****	Months Since Last Activity Report ***	Account Balance	Donations for current Fiscal Year	
			Number of times on status quo within last two years	If below 15 members appears				If net loss is greater than 20% appears			If no report in 3 months appears in	When more than one year appears in	Number of repeat terms	Notes the officers that do not have an active	If no report at 12 months appears in red			
Exc Award (06/30/2016)																		
118015	SHENZHEN SHEN ZHOU	10/12/2012	Active(1)	34	0	0	0	0.00%	34		24	1	None	P,S,T,M,VP SC	24+			
119579	Shenzhen Shi Ying	06/06/2013	Cancelled(6*)	0	0	0	0	0.00%	0		61	6	None	P,S,T,M,VP SC	N/A			
121796	Shenzhen Shou La Shou	04/07/2014	Active(1)	22	1	0	1	4.76%	21		7	1	None	P,S,T,M,VP SC	N/A			
Exc Award (06/30/2019)																		
99848	SHENZHEN SONG GANG	06/29/2007	Active	22	2	0	2	10.00%	20		1	1	None	P,S,T,M,VP SC	24+			
112057	SHENZHEN SONG MING	08/17/2011	Active	17	1	4	-3	-15.00%	20	5	0	1	None	P,S,T,M,VP SC	24+			
Exc Award (06/30/2018)																		
129802	Shenzhen Sunshine Football	01/11/2017	Active	23	7	3	4	21.05%	19	4	0	1	None	P,S,T,M,VP SC	N/A			
115448	SHENZHEN TAI AN	10/31/2011	Active	29	4	4	0	0.00%	29	9	0	1	None	P,S,T,M,VP SC	24+			
Exc Award (06/30/2017)																		
118961	SHENZHEN TAI LAI	03/18/2013	Active	26	5	15	-10	-27.78%	36	6	0	1	None	P,S,T,M,VP SC	N/A			
133756	Shenzhen Tai Shan	01/29/2018	Active	13	1	0	1	8.33%	12		2	1	None	P,S,T,M,VP SC	N/A			
Exc Award (06/30/2019)																		
110243	SHENZHEN TAI SHENG	01/27/2011	Active(1)	15	7	0	7	87.50%	8		2	1	None	P,S,T,M,VP SC	24+			
124345	Shenzhen Tang Xuan	04/15/2015	Active	22	0	5	-5	-18.52%	27	6	0	2	None	P,S,T,M,VP SC	N/A			
Exc Award (06/30/2016)																		
107579	SHENZHEN TAO YUAN	02/17/2010	Active	18	4	6	-2	-10.00%	20	5	0	1	None	P,S,T,M,VP SC	24+			
Exc Award (06/30/2016, 06/30/2019)																		
123620	Shenzhen Tian Cheng	11/12/2014	Active	40	3	3	0	0.00%	40	10	0	1	None	P,S,T,M,VP SC	24+			
Exc Award (06/30/2017, 06/30/2019)																		
107583	SHENZHEN TIAN DE	02/17/2010	Active(1)	16	3	2	1	6.67%	15	12	0	1	None	P,S,T,M,VP SC	24+			
Exc Award (06/30/2016, 06/30/2017)																		
123318	Shenzhen Tian En	10/08/2014	Active	15	1	0	1	7.14%	14		11	1	None	P,S,T,M,VP SC	N/A			
Exc Award (06/30/2016, 06/30/2017)																		
133800	Shenzhen Tian Hua	02/02/2018	Active	25	4	2	2	8.70%	23	4	0	1	None	P,S,T,M,VP SC	N/A			
132114	Shenzhen Tong Xin	06/30/2017	Active	26	0	5	-5	-16.13%	31	2	0	1	None	P,S,T,M,VP SC	N/A			
97772	SHENZHEN WU TONG SHAN	09/29/2006	Active	14	0	2	-2	-12.50%	16	8	0	1	None	P,S,T,M,VP SC	24+			




# Club Health Assessment for District 380 through June 2025

			Status	Membership							Reports					Finance		LCIF
Club Number	Club Name	Charter Date		Current Member Count	YTD Members Added	YTD Members Dropped	YTD Net Growth	YTD Net Growth%	Member Count 12 Months Ago	Avg. length of service for dropped members	Months Since Last MMR ***	Yrs. Since Last Officer Report	President Rotation	Vice President Reported ****	Months Since Last Activity Report ***	Account Balance	Donations for current Fiscal Year	
			Number of times on status quo within last two years	If below 15 members appears				If net loss is greater than 20% appears			If no report in 3 months appears in	When more than one year appears in	Number of repeat terms	Notes the officers that do not have an active	If no report at 12 months red			
89397	SHENZHEN XI LI Exc Award (06/30/2017)	10/10/2005	Active	17	2	3	-1	-5.56%	18	10	0	1	None	P,S,T,M,VP SC	24+			
105825	SHENZHEN XI XIANG Exc Award (06/30/2016, 06/30/2017)	06/17/2009	Active(1)	27	5	4	1	3.85%	26	9	0	1	None	P,S,T,M,VP SC	24+			
99847	SHENZHEN XIAN HU Exc Award (06/30/2016, 06/30/2017, 06/30/20)	06/29/2007	Active(1)	44	3	0	3	7.32%	41		1	1	None	P,S,T,M,VP SC	24+			
105827	SHENZHEN XIANG SHAN Exc Award (06/30/2017)	06/16/2009	Active(1)	21	3	2	1	5.00%	20	3	0	1	None	P,S,T,M,VP SC	24+			
112064	SHENZHEN XIAO TONG Exc Award (06/30/2022)	08/19/2011	Active	49	26	13	13	36.11%	36	5	1	1	None	P,S,T,M,VP SC	N/A		\$3,000.00	
109664	SHENZHEN XIN AN Exc Award (06/30/2016, 06/30/2018)	11/09/2010	Active	50	7	8	-1	-1.96%	51	7	0	1	None	P,S,T,M,VP SC	24+			
105828	SHENZHEN XIN XING Exc Award (06/30/2016, 06/30/2023, 06/30/20)	06/16/2009	Active(1)	38	7	5	2	5.56%	36	3	0	1	None	P,S,T,M,VP SC	N/A			
123914	Shenzhen Xing Fu Exc Award (06/30/2019)	01/05/2015	Active	27	3	6	-3	-10.00%	30	6	0	1	None	P,S,T,M,VP SC	N/A			
121797	Shenzhen Xing Huo Exc Award (06/30/2016)	04/07/2014	Active(1)	15	1	0	1	7.14%	14		2	1	None	P,S,T,M,VP SC	N/A			
118891	SHENZHEN XING ZHI Exc Award (06/30/2017)	03/06/2013	Active	18	1	4	-3	-14.29%	21	6	0	1	None	P,S,T,M,VP SC	24+		\$1,000.00	
106654	SHENZHEN YANG GUANG	09/24/2009	Active	18	0	2	-2	-10.00%	20	5	0	1	None	P,S,T,M,VP SC	N/A			
122054	Shenzhen Yi Shan	06/04/2014	Active	28	2	4	-2	-6.67%	30	4	0	1	None	P,S,T,M,VP SC	N/A			
126546	Shenzhen Zhen Hua Exc Award (06/30/2017)	01/28/2016	Active	24	8	3	5	26.32%	19	5	0	1	None	P,S,T,M,VP SC	24+			
118892	SHENZHEN ZHENG DAO Exc Award (06/30/2023)	03/06/2013	Active(1)	48	10	6	4	9.09%	44	3	0	1	None	P,S,T,M,VP SC	N/A			
124988	Shenzhen Zhong Tian	06/16/2015	Active	27	6	6	0	0.00%	27	6	0	1	None	P,S,T,M,VP SC	N/A		\$2,000.00	
87932	SHENZHEN ZHONG XIN QU Exc Award (06/30/2016, 06/30/2017, 06/30/20)	04/28/2005	Active	37	0	6	-6	-13.95%	43	8	0	1	None	P,S,T,M,VP SC	24+		\$2,000.00	



## Club Health Assessment for District 380 through June 2025

			Status	Membership							Reports				Finance	LCIF	
Club Number	Club Name	Charter Date		Current Member Count	YTD Members Added	YTD Members Dropped	YTD Net Growth	YTD Net Growth%	Member Count 12 Months Ago	Avg. length of service for dropped members	Months Since Last MMR ***	Yrs. Since Last Officer Report	President Rotation	Vice President Reported ****	Months Since Last Activity Report ***	Account Balance	Donations for current Fiscal Year
			Number of times on status quo within last two years	If below 15 members appears				If net loss is greater than 20% appears			If no report in 3 months appears in	When more than one year appears in	Number of repeat terms	Notes the officers that do not have an active	If no report at 12 months appears in red		
118029	SHENZHEN ZI MENG Exc Award (06/30/2019, 06/30/2020)	10/15/2012	Active	44	6	7	-1	-2.22%	45	6	0	1	None	P,S,T,M,VP SC	N/A		\$50.00

Clubs Cancelled Previous Fiscal Year – Clubs Cancelled within last 12 months may be reinstated

Club Number	Club Name	Charter Date	Current Status*	Cancellation Date
118003	SHENZHEN JIN PAI	10/12/2012	Cancelled(7*)	08/29/2023

Current Total Clubs Count	YTD New Clubs Count	YTD Cancelled Clubs Count	YTD Net Club Gain	Current Total Members Count	YTD Add	YTD Drop	YTD Net Growth	YTD Net Growth %	Member Count 12 Months Ago	Average Member Count Per Club	% of Clubs with less than 20 members	% No MMR in 3 Months	% No Officer Report in 12 Months	% of Clubs with balance 90+ days	Number of Clubs in Status Quo	% Status Quo Clubs in Financial Suspension	Number of Cancelled Clubs	Average Cancelled Club Age	Members Lost Due to Cancellation	% of Clubs Cancelled for Non-Financial Reasons
145	5	6	-1	3,684	714	648	66	1.82%	3,644	25	30%	7%	91%	2%	1	100%	6	15	0	100%

\* - P - Priority Club. Cancellation Reasons: 1-Objectives/conduct, 2-Non-active club, 5-Non-existing club, 6-Disbanding, 7-Merger, 8-Financial Suspension, 9-District/Multiple District Dues.

\*\* - Abbreviation: P-President, S-Secretary, T-Treasurer, M-Member Chairperson, VP-First Vice President, MC-Communications Chairperson, SC-Service Chairperson

\*\*\* - Abbreviation: N/R - Never reported using the Lions Clubs website, N/A - Not applicable, No password registered for the Lions Clubs website.

\*\*\*\* - Abbreviation: N - New, IP - Immediate Past, R - Repeat.



# Club Health Assessment for District 381 through June 2025

			Status	Membership							Reports					Finance		LCIF	
Club Number	Club Name	Charter Date		Current Member Count	YTD Members Added	YTD Members Dropped	YTD Net Growth	YTD Net Growth%	Member Count 12 Months Ago	Avg. length of service for dropped members	Months Since Last MMR ***	Yrs. Since Last Officer Report	President Rotation	Vice President Reported ****	Months Since Last Activity Report ***	Account Balance	Donations for current Fiscal Year		
			Number of times on status quo within last two years	If below 15 members appears			If net loss is greater than 20% appears			If no report in 3 months appears in		When more than one year appears in	Number of repeat terms	Notes the officers that do not have appears in an active	If no report at 12 months red				
Clubs less than two years old																			
156970	Guangdong Baijie	01/08/2024	Active	27	5	1	4	17.39%	23	1	0			P,S,T,M,VP SC	N/A				
157002	Guangdong Guanghe	01/08/2024	Active	33	3	0	3	10.00%	30		1			P,S,T,M,VP SC	N/A				
181967	Guangdong HeYun	06/14/2025	Newly Chartered	19	27	8	19	100.00%	0	8	0			P,S,T,M,VP SC	N/A				
182008	Guangdong ShaoYuan	06/14/2025	Newly Chartered	23	31	8	23	100.00%	0	0	0			P,S,T,M,VP SC	N/R				
157003	Guangdong Shien	01/08/2024	Active	24	1	0	1	4.35%	23		0			P,S,T,M,VP SC	N/A		\$1,000.00		
157004	Guangdong Wan Zhong	01/31/2024	Active	28	4	1	3	12.00%	25	1	0			P,S,T,M,VP SC	N/A				
157005	Guangdong Wonder	01/31/2024	Active	26	3	4	-1	-3.70%	27	1	0			P,S,T,M,VP SC	N/A				
181584	Guangdong Xinchuangmei	06/14/2025	Newly Chartered	30	30	0	30	100.00%	0		0			P,S,T,M,VP SC	N/A				
157006	Guangdong Yuemao	02/29/2024	Active	23	0	4	-4	-14.81%	27	3	0			P,S,T,M,VP SC	N/A				
157007	Guangdong Zhishan	01/31/2024	Active	35	6	4	2	6.06%	33	1	0			P,S,T,M,VP SC	N/A				
157008	Guangdong Zhiyuan	01/31/2024	Active	21	2	4	-2	-8.70%	23	6	0			P,S,T,M,VP SC	N/A				
Clubs more than two years old																			
107919	CHINA GUANGDONG ALL IN LOVE	03/26/2010	Active	23	5	2	3	15.00%	20	2	0		None	P,S,T,M,VP SC	24+				
106456	CHINA GUANGDONG BRIGHT AVENUE	09/08/2009	Active	30	5	0	5	20.00%	25		1			P,S,T,M,VP SC	24+				
105307	CHINA GUANGDONG CHA CHENG	04/21/2009	Active	27	7	4	3	12.50%	24	6	0			P,S,T,M,VP SC	24+				
105306	CHINA GUANGDONG DE AI	04/21/2009	Active	26	7	6	1	4.00%	25	9	0			P,S,T,M,VP SC	24+				
107918	CHINA GUANGDONG DIAMOND	03/26/2010	Active	20	4	7	-3	-13.04%	23	3	0		None	P,S,T,M,VP SC	24+				
82572	CHINA GUANGDONG DREAM ACHIEVEMENT	06/08/2004	Active	33	2	2	0	0.00%	33	7	0			P,S,T,M,VP SC	24+				
106331	CHINA GUANGDONG GUANGDA	08/20/2009	Active	33	5	2	3	10.00%	30	10	0			P,S,T,M,VP SC	24+		\$1,000.00		
82706	CHINA GUANGDONG GUANGZHOU	06/21/2004	Active	10	3	8	-5	-33.33%	15	6	0			P,S,T,M,VP SC	24+				
107078	CHINA GUANGDONG HAND IN HAND	12/17/2009	Active	21	1	0	1	5.00%	20		2			P,S,T,M,VP SC	24+				



## Club Health Assessment for District 381 through June 2025

			Status	Membership							Reports					Finance		LCIF
Club Number	Club Name	Charter Date		Current Member Count	YTD Members Added	YTD Members Dropped	YTD Net Growth	YTD Net Growth%	Member Count 12 Months Ago	Avg. length of service for dropped members	Months Since Last MMR ***	Yrs. Since Last Officer Report	President Rotation	Vice President Reported ****	Months Since Last Activity Report ***	Account Balance	Donations for current Fiscal Year	
			Number of times on status quo within last two years	If below 15 members appears					If net loss is greater than 20% appears			If no report in 3 months appears in	When more than one year appears in	Number of repeat terms	Notes the officers that do not have an active	If no report at 12 months appears in red		
82697	CHINA GUANGDONG HAOJING	06/21/2004	Active	27	2	3	-1	-3.57%	28	19	0				P,S,T,M,VP SC	24+		
103940	CHINA GUANGDONG HAPPY	11/10/2008	Active	25	1	0	1	4.17%	24		3				P,S,T,M,VP SC	24+		
97774	CHINA GUANGDONG HEART TO HEART	09/29/2006	Active	31	5	7	-2	-6.06%	33	8	0				P,S,T,M,VP SC	24+		
65267	CHINA GUANGDONG HOST	04/08/2002	Active	37	3	4	-1	-2.63%	38	10	0		None		P,S,T,M,VP SC	24+		
105455	CHINA GUANGDONG LIFE POWER	05/12/2009	Active	22	12	2	10	83.33%	12	4	1				P,S,T,M,VP SC	24+		
82573	CHINA GUANGDONG LINGNAN	06/08/2004	Active	42	0	0	0	0.00%	42		12				P,S,T,M,VP SC	24+		
97771	CHINA GUANGDONG LOVING CARE	09/29/2006	Active	25	2	1	1	4.17%	24	2	5				P,S,T,M,VP SC	24+		
107917	CHINA GUANGDONG MOONLIGHT Exc Award (06/30/2017)	03/26/2010	Active	75	2	10	-8	-9.64%	83	6	0				P,S,T,M,VP SC	24+		
106332	CHINA GUANGDONG QIFENG Exc Award (06/30/2017, 06/30/2023)	08/20/2009	Active	37	2	9	-7	-15.91%	44	7	0				P,S,T,M,VP SC	24+		
88310	CHINA GUANGDONG RED KAPOK	05/17/2005	Active	19	5	8	-3	-13.64%	22	11	0				P,S,T,M,VP SC	24+		
115512	CHINA GUANGDONG SOUTH	11/10/2011	Active	23	11	6	5	27.78%	18	11	0				P,S,T,M,VP SC	24+		
104108	CHINA GUANGDONG SUPERSTAR	12/15/2008	Active	53	6	0	6	12.77%	47		1				P,S,T,M,VP SC	24+		
104907	CHINA GUANGDONG XIANGSHAN	03/05/2009	Active	45	3	2	1	2.27%	44	12	0				P,S,T,M,VP SC	24+		
88680	CHINA GUANGDONG YOUTH	06/17/2005	Active	24	10	0	10	71.43%	14		1				P,S,T,M,VP SC	24+		
103939	CHINA GUANGDONG YUE MING	11/10/2008	Active	40	8	5	3	8.11%	37	14	0				P,S,T,M,VP SC	24+		
88309	CHINA GUANGDONG ZHUJIANG	05/17/2005	Active	38	4	0	4	11.76%	34		1				P,S,T,M,VP SC	24+		
130236	Guangdong Aihua	03/01/2017	Active	32	5	0	5	18.52%	27		1				P,S,T,M,VP SC	N/A		
109713	GUANGDONG BAI SHAN	11/16/2010	Active	65	8	3	5	8.33%	60	7	0				P,S,T,M,VP SC	24+		
111542	GUANGDONG BAI YUN	06/29/2011	Active	59	5	3	2	3.51%	57	9	0				P,S,T,M,VP SC	N/A		
130496	Guangdong Baimao	03/27/2017	Active	29	0	0	0	0.00%	29		20				P,S,T,M,VP SC	N/A		



# Club Health Assessment for District 381 through June 2025

			Status	Membership							Reports					Finance		LCIF
Club Number	Club Name	Charter Date		Current Member Count	YTD Members Added	YTD Members Dropped	YTD Net Growth	YTD Net Growth%	Member Count 12 Months Ago	Avg. length of service for dropped members	Months Since Last MMR ***	Yrs. Since Last Officer Report	President Rotation	Vice President Reported ****	Months Since Last Activity Report ***	Account Balance	Donations for current Fiscal Year	
			Number of times on status quo within last two years	If below 15 members appears				If net loss is greater than 20% appears			If no report in 3 months appears in	When more than one year appears in	Number of repeat terms	Notes the officers that do not have an active	If no report at 12 months red			
117470	GUANGDONG BEI WAN Exc Award (06/30/2017)	07/25/2012	Active	37	6	1	5	15.63%	32	2	0			P,S,T,M,VP SC	N/A			
133733	Guangdong Beijiang	01/26/2018	Active	37	8	1	7	23.33%	30	2	0			P,S,T,M,VP SC	N/A			
101686	GUANGDONG BLUE SKY Exc Award (06/30/2017)	05/13/2008	Active	61	3	16	-13	-17.57%	74	9	0			P,S,T,M,VP SC	24+			
101049	GUANGDONG BOAI	01/23/2008	Active	46	5	0	5	12.20%	41		1			P,S,T,M,VP SC	24+			
127427	Guangdong Boyan	05/03/2016	Active	32	4	0	4	14.29%	28		1			P,S,T,M,VP SC	N/A			
118301	GUANGDONG CAIHONG	11/09/2012	Active	62	10	1	9	16.98%	53	0	1			P,S,T,M,VP SC	N/A		\$1,000.00	
128957	Guangdong Changhu	09/21/2016	Active	35	3	2	1	2.94%	34	5	5			P,S,T,M,VP SC	N/A			
133780	Guangdong Changshun	01/31/2018	Active	32	26	23	3	10.34%	29	0	1			P,S,T,M,VP SC	N/A			
118303	GUANGDONG CHANGYUAN	11/12/2012	Active	39	7	0	7	21.88%	32		5			P,S,T,M,VP SC	N/A			
133754	Guangdong Chaohui	01/29/2018	Active	43	15	15	0	0.00%	43	2	0			P,S,T,M,VP SC	N/A			
133724	Guangdong Chaoqing	01/26/2018	Active	46	9	6	3	6.98%	43	6	0			P,S,T,M,VP SC	N/A			
120989	Guangdong Chaoshan	12/18/2013	Active	22	0	0	0	0.00%	22		12			P,S,T,M,VP SC	N/A			
120228	Guangdong Chayuan	08/27/2013	Active	40	6	1	5	14.29%	35	0	1			P,S,T,M,VP SC	N/A			
112079	GUANGDONG CHEN XI	08/23/2011	Active	0	0	6	-6	-100.00%	6	9	0		None	P,S,T,M,VP SC	N/A			
120760	GUANGDONG CHUNJIANG	11/15/2013	Active	22	3	0	3	15.79%	19		5			P,S,T,M,VP SC	N/A			
126503	Guangdong Chuntian	01/12/2016	Active	25	0	8	-8	-24.24%	33	7	0			P,S,T,M,VP SC	N/A			
123915	Guangdong Chutian	01/05/2015	Active	23	5	4	1	4.55%	22	10	0			P,S,T,M,VP SC	N/R			
129536	Guangdong Chuxin	11/30/2016	Active	38	2	2	0	0.00%	38	2	0			P,S,T,M,VP SC	N/A			
116279	GUANGDONG CIAI	03/12/2012	Active	28	2	0	2	7.69%	26		1			P,S,T,M,VP SC	N/A		\$1,000.00	
107849	GUANGDONG CIHANG	03/22/2010	Active	52	8	8	0	0.00%	52	6	0			P,S,T,M,VP SC	24+			
119279	GUANGDONG CIXIN	05/02/2013	Active	28	10	9	1	3.70%	27	2	0			P,S,T,M,VP SC	N/A			
124009	Guangdong Crane Dance Exc Award (06/30/2017)	01/20/2015	Active	18	5	1	4	28.57%	14	2	0			P,S,T,M,VP SC	N/R			
131120	Guangdong Danjiang	05/31/2017	Active	22	7	3	4	22.22%	18	8	0			P,S,T,M,VP SC	N/A			



# Club Health Assessment for District 381 through June 2025

			Status	Membership							Reports					Finance		LCIF
Club Number	Club Name	Charter Date		Current Member Count	YTD Members Added	YTD Members Dropped	YTD Net Growth	YTD Net Growth%	Member Count 12 Months Ago	Avg. length of service for dropped members	Months Since Last MMR ***	Yrs. Since Last Officer Report	President Rotation	Vice President Reported ****	Months Since Last Activity Report ***	Account Balance	Donations for current Fiscal Year	
			Number of times on status quo within last two years	If below 15 members appears					If net loss is greater than 20% appears			If no report in 3 months appears in	When more than one year appears in	Number of repeat terms	Notes the officers that do not have an active	If no report at 12 months appears in red		
118079	GUANGDONG DENGDU	10/22/2012	Active	33	8	5	3	10.00%	30	2	0			P,S,T,M,VP SC	N/A			
129547	Guangdong Deshan	11/30/2016	Active	27	4	3	1	3.85%	26	5	0			P,S,T,M,VP SC	N/A			
123336	Guangdong Deshang	10/10/2014	Active	28	8	3	5	21.74%	23	4	0			P,S,T,M,VP SC	N/A			
133755	Guangdong Dexin	01/29/2018	Active	27	7	4	3	12.50%	24	1	0			P,S,T,M,VP SC	N/A			
125607	Guangdong Deyuan	08/11/2015	Active	29	3	4	-1	-3.33%	30	9	0			P,S,T,M,VP SC	N/A			
119280	GUANGDONG DONGJIANG	05/02/2013	Active	37	6	3	3	8.82%	34	7	0			P,S,T,M,VP SC	24+			
120762	Guangdong Dragon Virtue	11/15/2013	Active	28	9	0	9	47.37%	19		4			P,S,T,M,VP SC	N/A			
123344	Guangdong Dragonet	10/10/2014	Active	27	6	0	6	28.57%	21		1			P,S,T,M,VP SC	N/A			
126502	Guangdong Eagle Golf	01/08/2016	Active	39	1	5	-4	-9.30%	43	5	0			P,S,T,M,VP SC	N/A			
Exc Award (06/30/2017, 06/30/2023)																		
124001	Guangdong Fangzhou	01/19/2015	Active	40	10	5	5	14.29%	35	6	0			P,S,T,M,VP SC	N/A			
118082	GUANGDONG FEIHONG	10/22/2012	Active	47	3	0	3	6.82%	44		0			P,S,T,M,VP SC	N/A			
133722	Guangdong Fengcai	01/26/2018	Active	16	3	2	1	6.67%	15	1	0			P,S,T,M,VP SC	N/A			
130482	Guangdong Fengcheng	03/23/2017	Active	21	0	5	-5	-19.23%	26	7	0			P,S,T,M,VP SC	N/A			
127700	Guangdong Fengdu	05/24/2016	Active	12	0	3	-3	-20.00%	15	4	0			P,S,T,M,VP SC	N/A			
117474	GUANGDONG FENGZE	07/25/2012	Active	28	3	7	-4	-12.50%	32	8	0			P,S,T,M,VP SC	N/A			
112066	GUANGDONG Flight	08/19/2011	Active	30	9	5	4	15.38%	26	6	0			P,S,T,M,VP SC	N/A			
116576	GUANGDONG FU HUI	04/16/2012	Active	37	4	6	-2	-5.13%	39	9	0			P,S,T,M,VP SC	N/A			
121680	Guangdong Furong	03/26/2014	Active	28	0	3	-3	-9.68%	31	9	0			P,S,T,M,VP SC	N/A			
107934	GUANGDONG FUTURE SUNLIGHT	03/29/2010	Active	19	2	2	0	0.00%	19	1	0			P,S,T,M,VP SC	24+			
115915	GUANGDONG GOLF	02/07/2012	Active	27	5	2	3	12.50%	24	1	0			P,S,T,M,VP SC	N/A			
131119	Guangdong Grand Health	05/31/2017	Active	9	2	1	1	12.50%	8	8	0			P,S,T,M,VP SC	N/A			
115913	GUANGDONG GREAT FUND	01/25/2012	Active	34	4	0	4	13.33%	30		0			P,S,T,M,VP SC	N/A			
116580	GUANGDONG GUANG MEI	04/16/2012	Active	47	4	5	-1	-2.08%	48	7	0			P,S,T,M,VP SC	N/A			
Exc Award (06/30/2017)																		



# Club Health Assessment for District 381 through June 2025

			Status	Membership							Reports					Finance		LCIF
Club Number	Club Name	Charter Date		Current Member Count	YTD Members Added	YTD Members Dropped	YTD Net Growth	YTD Net Growth%	Member Count 12 Months Ago	Avg. length of service for dropped members	Months Since Last MMR ***	Yrs. Since Last Officer Report	President Rotation	Vice President Reported ****	Months Since Last Activity Report ***	Account Balance	Donations for current Fiscal Year	
			Number of times on status quo within last two years	If below 15 members appears					If net loss is greater than 20% appears		If no report in 3 months appears in	When more than one year appears in	Number of repeat terms	Notes the officers that do not have an active	If no report at 12 months appears in red			
101046	GUANGDONG GUANG MING Exc Award (06/30/2023)	01/23/2008	Active	47	19	0	19	67.86%	28		1			P,S,T,M,VP SC	24+			
105829	GUANGDONG GUANG ZHOU RAY OF LIFE	06/16/2009	Active	48	3	0	3	6.67%	45		1			P,S,T,M,VP SC	24+			
118300	GUANGDONG GUANGHUA	11/09/2012	Active	35	4	11	-7	-16.67%	42	9	0			P,S,T,M,VP SC	N/A			
134328	Guangdong Guanghui	04/05/2018	Active	30	3	4	-1	-3.23%	31	6	0			P,S,T,M,VP SC	N/A			
134262	Guangdong Guangmin	03/30/2018	Active	30	12	5	7	30.43%	23	4	0			P,S,T,M,VP SC	N/A			
124002	Guangdong Guangshun	01/19/2015	Active	42	6	7	-1	-2.33%	43	9	0			P,S,T,M,VP SC	N/A			
124727	Guangdong Guanyigolf Exc Award (06/30/2017)	04/30/2015	Active	37	2	1	1	2.78%	36	10	1			P,S,T,M,VP SC	N/A			
134301	Guangdong Gujing	04/03/2018	Active	15	13	11	2	15.38%	13	6	0			P,S,T,M,VP SC	N/A			
122873	Guangdong Haitian	07/31/2014	Active	33	0	6	-6	-15.38%	39	6	0			P,S,T,M,VP SC	N/A			
111724	GUANGDONG HAKKA	08/04/2011	Active	28	6	1	5	21.74%	23	5	0			P,S,T,M,VP SC	N/A			
127680	Guangdong Hanjiang	05/24/2016	Active	27	7	9	-2	-6.90%	29	6	0			P,S,T,M,VP SC	N/A			
124076	Guangdong He Chuang	01/27/2015	Active	20	1	1	0	0.00%	20	2	0			P,S,T,M,VP SC	N/A			
111318	GUANGDONG HE XIE	06/08/2011	Active	44	9	12	-3	-6.38%	47	5	0			P,S,T,M,VP SC	N/A			
128951	Guangdong Heai	09/20/2016	Active	123	7	10	-3	-2.38%	126	5	0			P,S,T,M,VP SC	N/A			
135032	Guangdong HeChang	06/06/2018	Active	77	8	9	-1	-1.28%	78	3	0			P,S,T,M,VP SC	N/A			
129548	Guangdong Hedao	11/30/2016	Active	30	2	3	-1	-3.23%	31	2	0			P,S,T,M,VP SC	N/A			
127095	Guangdong Hengshun Exc Award (06/30/2017)	03/17/2016	Active	29	3	3	0	0.00%	29	6	0			P,S,T,M,VP SC	N/A			
133741	Guangdong Hengze	01/29/2018	Active	27	5	4	1	3.85%	26	5	0			P,S,T,M,VP SC	N/A			
121839	Guangdong Hero	04/10/2014	Active	40	6	4	2	5.26%	38	7	0			P,S,T,M,VP SC	N/A			
118330	GUANGDONG HEXIEJIANKANG	11/20/2012	Active	31	2	4	-2	-6.06%	33	4	0			P,S,T,M,VP SC	N/A			
117471	GUANGDONG HEXIN	07/25/2012	Active	25	3	2	1	4.17%	24	3	0			P,S,T,M,VP SC	N/A			
132491	Guangdong Hongde	08/17/2017	Active	23	1	2	-1	-4.17%	24	1	0			P,S,T,M,VP SC	N/A			



# Club Health Assessment for District 381 through June 2025

			Status	Membership							Reports					Finance		LCIF
Club Number	Club Name	Charter Date		Current Member Count	YTD Members Added	YTD Members Dropped	YTD Net Growth	YTD Net Growth%	Member Count 12 Months Ago	Avg. length of service for dropped members	Months Since Last MMR ***	Yrs. Since Last Officer Report	President Rotation	Vice President Reported ****	Months Since Last Activity Report ***	Account Balance	Donations for current Fiscal Year	
			Number of times on status quo within last two years	If below 15 members appears				If net loss is greater than 20% appears			If no report in 3 months appears in	When more than one year appears in	Number of repeat terms	Notes the officers that do not have an active	If no report at 12 months appears in red			
129879	Guangdong Hongtouchuan	01/20/2017	Active	36	9	5	4	12.50%	32	5	0			P,S,T,M,VP SC	N/A			
107454	GUANGDONG HOPE	02/10/2010	Active	24	1	2	-1	-4.00%	25	8	0			P,S,T,M,VP SC	24+			
118387	GUANGDONG HOST JIANGMEN	11/29/2012	Active	47	8	0	8	20.51%	39		5			P,S,T,M,VP SC	N/A			
133734	Guangdong Ht-hold	01/26/2018	Active	27	3	2	1	3.85%	26	8	0			P,S,T,M,VP SC	N/A			
130509	Guangdong HuaChengJinXiu	03/28/2017	Active	24	4	2	2	9.09%	22	10	1			P,S,T,M,VP SC	N/R			
125605	Guangdong Huasen	08/28/2015	Active	25	0	2	-2	-7.41%	27	5	0			P,S,T,M,VP SC	N/A			
134227	Guangdong Huawen	03/29/2018	Active	25	6	0	6	31.58%	19		1			P,S,T,M,VP SC	N/R			
128953	Guangdong Huaxian	09/23/2016	Active	28	2	0	2	7.69%	26		5			P,S,T,M,VP SC	N/A			
133723	Guangdong Huazhidu	01/26/2018	Active	42	5	6	-1	-2.33%	43	5	0			P,S,T,M,VP SC	N/A			
120853	Guangdong Huiai	12/02/2013	Active	41	6	3	3	7.89%	38	2	0			P,S,T,M,VP SC	N/A		\$1,000.00	
Exc Award (06/30/2017)																		
121679	Guangdong Huicheng	03/26/2014	Active	18	4	0	4	28.57%	14		1			P,S,T,M,VP SC	N/A			
124006	Guangdong Huilong	01/19/2015	Active	23	5	4	1	4.55%	22	3	0			P,S,T,M,VP SC	N/A			
134228	Guangdong Huize	03/26/2018	Active	17	6	4	2	13.33%	15	4	0			P,S,T,M,VP SC	N/A			
128992	Guangdong Hushan	09/23/2016	Active	19	1	3	-2	-9.52%	21	2	0			P,S,T,M,VP SC	N/A			
128747	Guangdong Huying	08/26/2016	Active	42	1	7	-6	-12.50%	48	6	0			P,S,T,M,VP SC	N/A			
125606	Guangdong I Flying	08/11/2015	Active	21	9	6	3	16.67%	18	6	0			P,S,T,M,VP SC	N/A			
115323	GUANGDONG ILLUMINATE	10/26/2011	Active	49	1	0	1	2.08%	48		1			P,S,T,M,VP SC	N/A			
Exc Award (06/30/2017)																		
111583	GUANGDONG JIA DE	06/30/2011	Active	29	1	1	0	0.00%	29	11	0			P,S,T,M,VP SC	N/A			
122052	Guangdong Jia Ying	04/30/2014	Active	40	4	1	3	8.11%	37	11	5			P,S,T,M,VP SC	N/A			
116589	GUANGDONG JIA YUAN	04/17/2012	Active	41	3	6	-3	-6.82%	44	9	0			P,S,T,M,VP SC	N/A			
130239	Guangdong Jicheng	02/27/2017	Active	21	5	0	5	31.25%	16		1			P,S,T,M,VP SC	N/A			
120986	Guangdong Jinguo	12/18/2013	Active	20	3	3	0	0.00%	20	4	0			P,S,T,M,VP SC	24+			
127503	Guangdong Jinsha	05/16/2016	Active	20	0	6	-6	-23.08%	26	8	0			P,S,T,M,VP SC	N/A			
Exc Award (06/30/2017)																		



# Club Health Assessment for District 381 through June 2025

			Status	Membership							Reports					Finance		LCIF
Club Number	Club Name	Charter Date		Current Member Count	YTD Members Added	YTD Members Dropped	YTD Net Growth	YTD Net Growth%	Member Count 12 Months Ago	Avg. length of service for dropped members	Months Since Last MMR ***	Yrs. Since Last Officer Report	President Rotation	Vice President Reported ****	Months Since Last Activity Report ***	Account Balance	Donations for current Fiscal Year	
			Number of times on status quo within last two years	If below 15 members appears				If net loss is greater than 20% appears			If no report in 3 months appears in	When more than one year appears in	Number of repeat terms	Notes the officers that do not have an active	If no report at 12 months appears in red			
119858	Guangdong Jinshi	06/27/2013	Active	32	1	4	-3	-8.57%	35	2	0			P,S,T,M,VP SC	N/A			
109711	GUANGDONG JIUSHAN	11/16/2010	Active	24	3	0	3	14.29%	21		1			P,S,T,M,VP SC	24+			
118386	GUANGDONG JIUZHOU	11/29/2012	Active	28	3	0	3	12.00%	25		5			P,S,T,M,VP SC	N/A		\$1,000.00	
119895	Guangdong Jucheng	06/28/2013	Active	32	12	1	11	52.38%	21	1	0			P,S,T,M,VP SC	N/A			
130227	Guangdong Juxian	02/24/2017	Active	18	6	4	2	12.50%	16	4	0			P,S,T,M,VP SC	N/A			
121844	Guangdong Kedu	04/10/2014	Active	29	9	5	4	16.00%	25	10	0			P,S,T,M,VP SC	N/A			
129620	Guangdong Kind Power	12/14/2016	Active	33	4	8	-4	-10.81%	37	5	0			P,S,T,M,VP SC	N/A			
119890	Guangdong Lanhaizhiguang	06/28/2013	Active	29	6	6	0	0.00%	29	3	0			P,S,T,M,VP SC	N/A			
101687	GUANGDONG LE SHAN	05/13/2008	Active	56	4	3	1	1.82%	55	8	0			P,S,T,M,VP SC	24+			
118084	GUANGDONG LEAI	10/22/2012	Active	37	5	5	0	0.00%	37	4	0			P,S,T,M,VP SC	N/A			
110411	GUANGDONG LEGEND	02/22/2011	Active	4	3	13	-10	-71.43%	14	5	0		None	P,S,T,M,VP SC	24+		\$1,000.00	
	Exc Award (06/30/2017)																	
134269	Guangdong Lejia	03/30/2018	Active	24	7	5	2	9.09%	22	4	0			P,S,T,M,VP SC	N/A			
105826	GUANGDONG LIANDEZHUYUE	06/16/2009	Active	24	24	25	-1	-4.00%	25	2	0			P,S,T,M,VP SC	24+			
111116	GUANGDONG LIANG DU	05/19/2011	Active	27	3	4	-1	-3.57%	28	7	0			P,S,T,M,VP SC	24+			
120988	Guangdong Lianjiang	12/18/2013	Active	94	12	2	10	11.90%	84	9	3			P,S,T,M,VP SC	N/A			
130224	Guangdong Life Guidance	02/24/2017	Cancelled(8*)	0	0	0	0	0.00%	0		12	1	None	P,S,T,M,VP SC	N/A	90+ Days		
120761	Guangdong Lily	11/15/2013	Active	25	0	0	0	0.00%	25		12			P,S,T,M,VP SC	N/A			
134261	Guangdong Longcheng	03/30/2018	Active	27	9	8	1	3.85%	26	4	0			P,S,T,M,VP SC	N/A			
124005	Guangdong Longdu	01/19/2015	Active	20	3	1	2	11.11%	18	11	0			P,S,T,M,VP SC	N/A			
132924	Guangdong Longteng	10/25/2017	Active	24	2	4	-2	-7.69%	26	7	0			P,S,T,M,VP SC	N/A			
134260	Guangdong Longwan	04/13/2018	Active	37	9	0	9	32.14%	28		1			P,S,T,M,VP SC	N/A		\$1,000.00	
124011	Guangdong Longzhu	01/20/2015	Active	33	11	6	5	17.86%	28	7	0			P,S,T,M,VP SC	N/A			
	Exc Award (06/30/2017)																	
119278	GUANGDONG LOVE SEA	05/02/2013	Active	22	16	0	16	266.67%	6		1			P,S,T,M,VP SC	N/A			



# Club Health Assessment for District 381 through June 2025

			Status	Membership							Reports					Finance		LCIF
Club Number	Club Name	Charter Date		Current Member Count	YTD Members Added	YTD Members Dropped	YTD Net Growth	YTD Net Growth%	Member Count 12 Months Ago	Avg. length of service for dropped members	Months Since Last MMR ***	Yrs. Since Last Officer Report	President Rotation	Vice President Reported ****	Months Since Last Activity Report ***	Account Balance	Donations for current Fiscal Year	
			Number of times on status quo within last two years	If below 15 members appears				If net loss is greater than 20% appears			If no report in 3 months appears in	When more than one year appears in	Number of repeat terms	Notes the officers that do not have appears in an active	If no report at 12 months red			
112077	GUANGDONG LOVE STRENGTH	08/22/2011	Active	33	3	7	-4	-10.81%	37	8	0			P,S,T,M,VP SC	N/A			
122871	Guangdong Loyalty	07/31/2014	Active	28	1	0	1	3.70%	27		1			P,S,T,M,VP SC	N/A			
130247	Guangdong Luofu Mountain	02/28/2017	Active	20	2	6	-4	-16.67%	24	8	0			P,S,T,M,VP SC	N/A			
126827	Guangdong Lying Kun	02/09/2016	Active	18	0	3	-3	-14.29%	21	9	0			P,S,T,M,VP SC	N/A			
127702	Guangdong Meiye	05/26/2016	Active	24	4	1	3	14.29%	21	9	0			P,S,T,M,VP SC	N/A			
118715	GUANGDONG MINGEN	02/04/2013	Active	20	3	1	2	11.11%	18	0	0			P,S,T,M,VP SC	N/A			
123338	Guangdong Mingren	10/10/2014	Active	23	6	13	-7	-23.33%	30	7	0			P,S,T,M,VP SC	N/A			
124725	Guangdong Mingyang	04/30/2015	Active	28	5	0	5	21.74%	23		0			P,S,T,M,VP SC	N/A			
123345	Guangdong Mingze	10/10/2014	Active	49	3	10	-7	-12.50%	56	8	0			P,S,T,M,VP SC	N/A			
122258	Guangdong Mingzhu	05/19/2014	Active	27	4	0	4	17.39%	23		0			P,S,T,M,VP SC	N/A			
123343	Guangdong Moolove	10/10/2014	Active	26	2	7	-5	-16.13%	31	5	0			P,S,T,M,VP SC	N/R			
135043	Guangdong Nansha Bay	06/07/2018	Active	18	3	2	1	5.88%	17	5	0			P,S,T,M,VP SC	N/A			
109712	GUANGDONG OASIS	11/16/2010	Active	48	2	11	-9	-15.79%	57	6	0		None	P,S,T,M,VP SC	24+			
126367	Guangdong Panshan	12/17/2015	Active	29	6	4	2	7.41%	27	9	0			P,S,T,M,VP SC	N/A			
106747	GUANGDONG PEARL OF THE FLOWER CITY	10/15/2009	Active	47	3	2	1	2.17%	46	8	0			P,S,T,M,VP SC	24+			
110231	GUANGDONG PING AN	01/27/2011	Active	34	1	0	1	3.03%	33		1			P,S,T,M,VP SC	24+			
123339	Guangdong Puguang	10/10/2014	Active	34	5	6	-1	-2.86%	35	6	0			P,S,T,M,VP SC	N/A			
110703	GUANGDONG QI HANG	04/04/2011	Active	29	3	1	2	7.41%	27	10	0			P,S,T,M,VP SC	24+			
120225	Guangdong Qi Yang	08/27/2013	Active	20	10	1	9	81.82%	11	2	0			P,S,T,M,VP SC	N/A			
106741	GUANGDONG QIANJIN	10/15/2009	Active	23	1	8	-7	-23.33%	30	14	0			P,S,T,M,VP SC	24+			
130547	GUANGDONG QIAODU	03/28/2017	Active	27	2	3	-1	-3.57%	28	1	0			P,S,T,M,VP SC	N/A			
127701	Guangdong Qichang	05/26/2016	Active	32	14	5	9	39.13%	23	1	0			P,S,T,M,VP SC	N/A			
124330	Guangdong Qichen	04/27/2015	Active	31	3	0	3	10.71%	28		1			P,S,T,M,VP SC	N/A			
117476	GUANGDONG QIJIANG	07/25/2012	Active	31	5	0	5	19.23%	26		5			P,S,T,M,VP SC	24+			




# Club Health Assessment for District 381 through June 2025

			Status	Membership							Reports					Finance		LCIF
Club Number	Club Name	Charter Date		Current Member Count	YTD Members Added	YTD Members Dropped	YTD Net Growth	YTD Net Growth%	Member Count 12 Months Ago	Avg. length of service for dropped members	Months Since Last MMR ***	Yrs. Since Last Officer Report	President Rotation	Vice President Reported ****	Months Since Last Activity Report ***	Account Balance	Donations for current Fiscal Year	
			Number of times on status quo within last two years	If below 15 members appears				If net loss is greater than 20% appears			If no report in 3 months appears in	When more than one year appears in	Number of repeat terms		Notes the officers that do not have an active	If no report at 12 months appears in red		
121677	Guangdong Qingcheng	03/26/2014	Active	24	3	6	-3	-11.11%	27	8	0			P,S,T,M,VP SC	N/A			
128954	Guangdong Qingtian	09/21/2016	Active	33	6	0	6	22.22%	27		1			P,S,T,M,VP SC	N/A			
120227	Guangdong Rastar	08/27/2013	Active	37	8	4	4	12.12%	33	1	0			P,S,T,M,VP SC	24+			
129911	Guangdong Renhe	01/24/2017	Active	41	6	4	2	5.13%	39	5	0			P,S,T,M,VP SC	N/A			
133732	Guangdong Rising Sun	01/26/2018	Active	18	6	3	3	20.00%	15	5	0			P,S,T,M,VP SC	N/A			
132948	Guangdong Rongda	10/30/2017	Active	24	3	2	1	4.35%	23	6	0			P,S,T,M,VP SC	N/A			
129878	Guangdong Ronghong	01/31/2017	Active	33	3	0	3	10.00%	30		0			P,S,T,M,VP SC	N/A			
132560	Guangdong Rongjiang	08/25/2017	Active	38	11	2	9	31.03%	29	7	0			P,S,T,M,VP SC	N/A			
127428	Guangdong Ruoshuinvzi	04/28/2016	Active	22	4	0	4	22.22%	18		1			P,S,T,M,VP SC	N/A			
115912	GUANGDONG SAILING	01/25/2012	Active	25	4	0	4	19.05%	21		1			P,S,T,M,VP SC	N/A			
131121	Guangdong Shan Mei	05/31/2017	Active	32	4	4	0	0.00%	32	8	0			P,S,T,M,VP SC	N/A			
132923	Guangdong Shan Qi	10/25/2017	Active	17	5	0	5	41.67%	12		0			P,S,T,M,VP SC	N/A			
133727	Guangdong Shangai	01/29/2018	Active	30	3	3	0	0.00%	30	4	0			P,S,T,M,VP SC	N/A			
118076	GUANGDONG SHANGSHAN	10/22/2012	Active	24	5	7	-2	-7.69%	26	10	0		None	P,S,T,M,VP SC	24+			
134258	Guangdong Shanren	03/30/2018	Active	30	2	13	-11	-26.83%	41	4	0			P,S,T,M,VP SC	N/A			
129877	Guangdong Shanwei	01/24/2017	Active	35	7	6	1	2.94%	34	5	0			P,S,T,M,VP SC	N/A			
124328	Guangdong Shanxin	04/27/2015	Active	27	5	2	3	12.50%	24	6	0			P,S,T,M,VP SC	N/A			
Exc Award (06/30/2017)																		
123335	Guangdong Shanxing	10/10/2014	Active	30	3	3	0	0.00%	30	6	0			P,S,T,M,VP SC	N/A			
118078	GUANGDONG SHANYUAN	10/22/2012	Active	34	10	9	1	3.03%	33	8	0			P,S,T,M,VP SC	N/A			
123998	Guangdong Shaohua	01/19/2015	Active	20	9	6	3	17.65%	17	2	0			P,S,T,M,VP SC	N/A			
131290	Guangdong Shaozhou	06/13/2017	Active	39	6	7	-1	-2.50%	40	6	0			P,S,T,M,VP SC	N/A			
115916	GUANGDONG SHENGDE	01/24/2012	Active	19	6	0	6	46.15%	13		2			P,S,T,M,VP SC	24+			
134231	Guangdong Shicheng	03/30/2018	Active	29	6	5	1	3.57%	28	6	0			P,S,T,M,VP SC	N/A			
121689	Guangdong Shishan	03/27/2014	Active	33	8	5	3	10.00%	30	2	0			P,S,T,M,VP SC	N/A			



## Club Health Assessment for District 381 through June 2025

			Status	Membership							Reports					Finance	LCIF
Club Number	Club Name	Charter Date		Current Member Count	YTD Members Added	YTD Members Dropped	YTD Net Growth	YTD Net Growth%	Member Count 12 Months Ago	Avg. length of service for dropped members	Months Since Last MMR ***	Yrs. Since Last Officer Report	President Rotation	Vice President Reported ****	Months Since Last Activity Report ***	Account Balance	Donations for current Fiscal Year
			Number of times on status quo within last two years	If below 15 members appears				If net loss is greater than 20% appears			If no report in 3 months appears in	When more than one year appears in	Number of repeat terms	Notes the officers that do not have an active	If no report at 12 months appears in red		
Exc Award (06/30/2017)																	
130925	Guangdong ShunHe	05/15/2017	Active	33	0	5	-5	-13.16%	38	7	0			P,S,T,M,VP SC	N/A		
121690	Guangdong Siji	03/27/2014	Active	96	8	2	6	6.67%	90	2	0			P,S,T,M,VP SC	N/A		
128955	Guangdong Songshanhu	09/28/2016	Active	45	3	1	2	4.65%	43	1	1			P,S,T,M,VP SC	N/A		
118327	GUANGDONG SPIRIT	11/20/2012	Active	32	5	1	4	14.29%	28	14	0			P,S,T,M,VP SC	N/A		
134256	Guangdong Star	03/29/2018	Active	13	3	6	-3	-18.75%	16	2	0			P,S,T,M,VP SC	N/A		
122261	Guangdong Sunrise	05/19/2014	Active	32	7	2	5	18.52%	27	2	0			P,S,T,M,VP SC	N/A		\$1,000.00
118714	GUANGDONG SUN'S ANGEL	02/04/2013	Active	34	4	0	4	13.33%	30		0			P,S,T,M,VP SC	24+		
129897	Guangdong Swing for Love	01/18/2017	Active	18	5	8	-3	-14.29%	21	5	0			P,S,T,M,VP SC	N/A		
121841	Guangdong Tai Yang	04/10/2014	Active	23	1	11	-10	-30.30%	33	7	0			P,S,T,M,VP SC	N/A		
131295	Guangdong Tan Nan Leading	06/13/2017	Active	27	3	1	2	8.00%	25	5	5			P,S,T,M,VP SC	N/A		
123999	Guangdong Tang	01/19/2015	Active	23	0	5	-5	-17.86%	28	12	0			P,S,T,M,VP SC	N/A		
133763	Guangdong Tangxuan	01/29/2018	Active	25	4	3	1	4.17%	24	0	0			P,S,T,M,VP SC	N/A		
106190	GUANGDONG THANKSGIVING	08/07/2009	Active	39	5	15	-10	-20.41%	49	6	0			P,S,T,M,VP SC	24+		
129595	Guangdong Tiandao	12/09/2016	Active	23	6	5	1	4.55%	22	12	0			P,S,T,M,VP SC	N/A		
120226	Guangdong Tianliang	08/27/2013	Active	31	6	3	3	10.71%	28	3	0			P,S,T,M,VP SC	N/A		
117478	GUANGDONG TIANXINGJIAN	07/26/2012	Active	21	5	2	3	16.67%	18	5	0			P,S,T,M,VP SC	N/A		
121691	Guangdong Tie Fu	03/27/2014	Active	50	7	4	3	6.38%	47	7	0			P,S,T,M,VP SC	N/A		
124326	Guangdong Tie Shan Lan	04/27/2015	Active	26	2	3	-1	-3.70%	27	4	0			P,S,T,M,VP SC	N/A		
131289	GUANGDONG TIEJUN	06/13/2017	Active	27	5	5	0	0.00%	27	4	0			P,S,T,M,VP SC	N/A		
130497	Guangdong Together With One Heart	03/31/2017	Active	37	8	5	3	8.82%	34	7	0			P,S,T,M,VP SC	N/A		
111541	GUANGDONG TONG XIN	06/29/2011	Active	23	1	4	-3	-11.54%	26	8	0			P,S,T,M,VP SC	N/A		\$1,000.00
Exc Award (06/30/2017)																	
118087	GUANGDONG TONGDE	10/22/2012	Active	60	6	0	6	11.11%	54		1			P,S,T,M,VP SC	N/A		
124726	Guangdong Tongji	04/30/2015	Active	32	4	6	-2	-5.88%	34	7	0			P,S,T,M,VP SC	N/A		



# Club Health Assessment for District 381 through June 2025

			Status	Membership							Reports					Finance		LCIF
Club Number	Club Name	Charter Date		Current Member Count	YTD Members Added	YTD Members Dropped	YTD Net Growth	YTD Net Growth%	Member Count 12 Months Ago	Avg. length of service for dropped members	Months Since Last MMR ***	Yrs. Since Last Officer Report	President Rotation	Vice President Reported ****	Months Since Last Activity Report ***	Account Balance	Donations for current Fiscal Year	
			Number of times on status quo within last two years	If below 15 members appears				If net loss is greater than 20% appears			If no report in 3 months appears in	When more than one year appears in	Number of repeat terms	Notes the officers that do not have an active	If no report at 12 months appears in red			
106191	GUANGDONG VIRTUE & WISDOM	08/07/2009	Active	23	3	5	-2	-8.00%	25	2	0		None	P,S,T,M,VP SC	24+			
123340	Guangdong Wanan	10/10/2014	Active	30	3	4	-1	-3.23%	31	8	0			P,S,T,M,VP SC	N/A			
Exc Award (06/30/2017, 06/30/2023)																		
112078	GUANGDONG WANLV LAKE	08/23/2011	Active	39	6	4	2	5.41%	37	14	0			P,S,T,M,VP SC	N/A			
125308	Guangdong Weilong	07/16/2015	Active	25	6	3	3	13.64%	22	7	0			P,S,T,M,VP SC	N/A			
Exc Award (06/30/2017)																		
132946	Guangdong Wingchun	10/30/2017	Active	33	3	4	-1	-2.94%	34	7	0			P,S,T,M,VP SC	N/A		\$11,000.00	
119898	Guangdong Wisdom Core	06/28/2013	Active	27	4	4	0	0.00%	27	10	0			P,S,T,M,VP SC	N/A			
127005	Guangdong Wish Star	04/06/2016	Active	33	4	4	0	0.00%	33	5	0			P,S,T,M,VP SC	N/A			
133753	Guangdong Wutong	01/29/2018	Active	24	2	9	-7	-22.58%	31	6	0			P,S,T,M,VP SC	N/A			
122053	Guangdong Wuyi	04/30/2014	Active	19	4	3	1	5.56%	18	7	0			P,S,T,M,VP SC	N/A			
123341	Guangdong Xiangjiang	10/10/2014	Active	27	2	6	-4	-12.90%	31	12	0			P,S,T,M,VP SC	N/A		\$1,000.00	
Exc Award (06/30/2023)																		
129151	Guangdong Xiao Tian Xia	10/20/2016	Active	35	10	2	8	29.63%	27	0	0			P,S,T,M,VP SC	N/A			
127096	Guangdong Xiaode	03/17/2016	Cancelled(8*)	0	0	0	0	0.00%	0		12	1	None	P,S,T,M,VP SC	N/A	90+ Days		
134229	Guangdong Xiaoxing	03/26/2018	Active	35	5	5	0	0.00%	35	6	0			P,S,T,M,VP SC	N/A			
110499	GUANGDONG XING FU	03/02/2011	Active	28	3	2	1	3.70%	27	6	0			P,S,T,M,VP SC	24+			
111110	GUANGDONG XING HAI	05/18/2011	Active	46	23	19	4	9.52%	42	9	0			P,S,T,M,VP SC	24+			
121842	Guangdong Xingfengjiang	04/10/2014	Active	29	3	0	3	11.54%	26		1			P,S,T,M,VP SC	N/A			
124329	GUANGDONG XINGHE	04/27/2015	Active	21	3	2	1	5.00%	20	1	0			P,S,T,M,VP SC	N/A			
134918	Guangdong XingHuo	05/30/2018	Active	24	4	0	4	20.00%	20		5			P,S,T,M,VP SC	N/R			
133765	Guangdong Xingzhou	01/29/2018	Active	27	2	1	1	3.85%	26	7	0			P,S,T,M,VP SC	N/A			
130929	Guangdong XiYue	05/15/2017	Active	25	4	2	2	8.70%	23	8	0			P,S,T,M,VP SC	N/A		\$1,000.00	
120229	Guangdong Yandu	08/27/2013	Active	27	4	3	1	3.85%	26	6	0			P,S,T,M,VP SC	N/A			
Exc Award (06/30/2017)																		
130923	Guangdong YangGuangJianKang	05/15/2017	Active	16	5	2	3	23.08%	13	5	0			P,S,T,M,VP SC	N/A			



# Club Health Assessment for District 381 through June 2025

			Status	Membership							Reports					Finance		LCIF
Club Number	Club Name	Charter Date		Current Member Count	YTD Members Added	YTD Members Dropped	YTD Net Growth	YTD Net Growth%	Member Count 12 Months Ago	Avg. length of service for dropped members	Months Since Last MMR ***	Yrs. Since Last Officer Report	President Rotation	Vice President Reported ****	Months Since Last Activity Report ***	Account Balance	Donations for current Fiscal Year	
			Number of times on status quo within last two years	If below 15 members appears				If net loss is greater than 20% appears			If no report in 3 months appears in	When more than one year appears in	Number of repeat terms	Notes the officers that do not have appears in an active	If no report at 12 months red			
130520	GUANGDONG YANGMING	03/28/2017	Active	40	25	9	16	66.67%	24	3	0			P,S,T,M,VP SC	N/A			
120763	Guangdong Yangshan	11/15/2013	Active	35	4	2	2	6.06%	33	4	0			P,S,T,M,VP SC	N/A			
	Exc Award (06/30/2017)																	
133738	Guangdong Yangxin	01/29/2018	Active	18	7	2	5	38.46%	13	0	0			P,S,T,M,VP SC	N/A			
133736	Guangdong Yayuan	01/29/2018	Active	25	2	4	-2	-7.41%	27	7	0	1	None	P,S,T,M,VP SC	N/A			
129875	Guangdong Ying Shi	01/25/2017	Active	9	6	5	1	12.50%	8	4	0			P,S,T,M,VP SC	N/A			
134345	Guangdong Yinping	04/16/2018	Active	36	1	3	-2	-5.26%	38	9	0			P,S,T,M,VP SC	N/A			
126497	Guangdong Youwei	01/08/2016	Active	34	0	1	-1	-2.86%	35	2	0			P,S,T,M,VP SC	N/A			
	Exc Award (06/30/2017)																	
131291	Guangdong Yuanmeng	06/13/2017	Active	54	7	0	7	14.89%	47		0			P,S,T,M,VP SC	N/A			
	Exc Award (06/30/2023)																	
124728	Guangdong Yue Long	06/19/2015	Active	31	4	3	1	3.33%	30	2	0			P,S,T,M,VP SC	N/A			
126549	Guangdong Yue Meng	01/27/2016	Active	33	6	0	6	22.22%	27		0	2	None	P,S,T,M,VP SC	N/A			
111114	GUANGDONG YUE QI	05/18/2011	Active	29	3	4	-1	-3.33%	30	2	0			P,S,T,M,VP SC	24+			
111111	GUANGDONG YUE XIN	05/18/2011	Active	21	7	5	2	10.53%	19	11	0			P,S,T,M,VP SC	24+		\$1,000.00	
134913	Guangdong YueChuan	06/01/2018	Active	35	4	0	4	12.90%	31		0			P,S,T,M,VP SC	N/A			
119902	Guangdong Yuehe	06/29/2013	Active	32	5	2	3	10.34%	29	7	0			P,S,T,M,VP SC	N/A			
121059	Guangdong Yuexi	12/30/2013	Active	26	2	3	-1	-3.70%	27	6	0			P,S,T,M,VP SC	N/A		\$1,000.00	
	Exc Award (06/30/2017)																	
130498	Guangdong Yunai	03/22/2017	Active	17	2	4	-2	-10.53%	19	6	0			P,S,T,M,VP SC	N/A			
122872	Guangdong Zhao Yang	07/31/2014	Active	23	2	7	-5	-17.86%	28	6	0			P,S,T,M,VP SC	N/A			
120852	Guangdong Zhaohui	12/02/2013	Active	19	2	7	-5	-20.83%	24	7	0			P,S,T,M,VP SC	N/A			
131133	Guangdong Zheng He	06/02/2017	Active	42	9	5	4	10.53%	38	6	0			P,S,T,M,VP SC	N/A		\$1,000.00	
126498	Guangdong Zhengdao	01/08/2016	Active	24	4	0	4	20.00%	20		1			P,S,T,M,VP SC	N/A			
120759	Guangdong Zhengde	11/14/2013	Active	24	8	6	2	9.09%	22	4	0			P,S,T,M,VP SC	N/A			
	Exc Award (06/30/2017)																	



Club Health Assessment for District 381 through June 2025

			Status	Membership							Reports					Finance		LCIF
Club Number	Club Name	Charter Date		Current Member Count	YTD Members Added	YTD Members Dropped	YTD Net Growth	YTD Net Growth%	Member Count 12 Months Ago	Avg. length of service for dropped members	Months Since Last MMR ***	Yrs. Since Last Officer Report	President Rotation	Vice President Reported *****	Months Since Last Activity Report ***	Account Balance	Donations for current Fiscal Year	
			Number of times on status quo within last two years	If below 15 members appears				If net loss is greater than 20% appears			If no report in 3 months appears in	When more than one year appears in	Number of repeat terms	Notes the officers that do not have an active	If no report at 12 months appears in red			
120983	Guangdong ZhiFei	12/18/2013	Active	32	5	3	2	6.67%	30	0	0			P,S,T,M,VP SC	N/A			
134232	Guangdong Zhixiang	03/30/2018	Active	38	1	1	0	0.00%	38	2	0			P,S,T,M,VP SC	N/A			
121693	Guangdong Zhixing	03/27/2014	Active	53	7	0	7	15.22%	46		1			P,S,T,M,VP SC	N/A			
120856	Guangdong Zhong Yang	12/02/2013	Active	19	6	4	2	11.76%	17	11	0			P,S,T,M,VP SC	N/A			
123342	Guangdong Zhongai	10/10/2014	Active	11	2	8	-6	-35.29%	17	8	0	1	None	P,S,T,M,VP SC	N/A			
133742	Guangdong Zhongdahuashang	01/29/2018	Active	50	7	3	4	8.70%	46	6	0			P,S,T,M,VP SC	N/A			
130954	GUANGDONG ZHONGLIAN	05/12/2017	Active	19	2	0	2	11.76%	17		5			P,S,T,M,VP SC	N/A			
127006	Guangdong Zhongmao	03/09/2016	Active	36	2	4	-2	-5.26%	38	3	0			P,S,T,M,VP SC	N/A			
133739	Guangdong Zhongqing	01/29/2018	Active	30	6	0	6	25.00%	24		5			P,S,T,M,VP SC	N/A			
129880	Guangdong Zhongzhan	01/25/2017	Active	26	4	1	3	13.04%	23	2	0			P,S,T,M,VP SC	N/A			
133735	Guangdong Zhufei	01/26/2018	Active	28	3	3	0	0.00%	28	4	0			P,S,T,M,VP SC	N/A			
116126	GUANGZHOU GUANGDONG COMPANION	02/20/2012	Active	15	3	10	-7	-31.82%	22	9	0			P,S,T,M,VP SC	N/A			
116577	GUANGZHOU GUANGDONG XIN YUAN	04/16/2012	Active	28	4	0	4	16.67%	24		0			P,S,T,M,VP SC	N/A		\$1,000.00	
128952	Guangzhou Love Sunshine	09/23/2016	Active	30	2	3	-1	-3.23%	31	9	0			P,S,T,M,VP SC	N/A			


Clubs Cancelled Previous Fiscal Year – Clubs Cancelled within last 12 months may be reinstated

Club Number	Club Name	Charter Date	Current Status*	Cancellation Date
101051	CHINA GUANGDONG SUNSHINE	01/23/2008	Cancelled(6*)	11/29/2023
132490	Guangdong Garden	08/17/2017	Cancelled(6*)	11/29/2023
123337	Guangdong Jianaipengfei	10/10/2014	Cancelled(6*)	11/29/2023

Current Total Clubs Count	YTD New Clubs Count	YTD Cancelled Clubs Count	YTD Net Club Gain	Current Total Members Count	YTD Members Add	YTD Members Drop	YTD Net Growth	YTD Net Growth %	Member Count 12 Months Ago	Average Member Count Per Club	% of Clubs with less than 20 members	% No MMR in 3 Months	% No Officer Report in 12 Months	% of Clubs with balance 90+ days	Number of Clubs in Status Quo	% Status Quo Clubs in Financial Suspension	Number of Cancelled Clubs	Average Cancelled Club Age	Members Lost Due to Cancellation	% of Clubs Cancelled for Non-Financial Reasons
280	3	2	1	8,695	1,440	1,059	381	4.58%	8,314	31	11%	7%	1%	0%	0	0%	2	24	0	0%



Club Health Assessment for District 381 through June 2025

			Status	Membership							Reports					Finance	LCIF
Club Number	Club Name	Charter Date		Current Member Count	YTD Members Added	YTD Members Dropped	YTD Net Growth	YTD Net Growth%	Member Count 12 Months Ago	Avg. length of service for dropped members	Months Since Last MMR ***	Yrs. Since Last Officer Report	President Rotation	Vice President Reported ****	Months Since Last Activity Report ***	Account Balance	Donations for current Fiscal Year
			Number of times on status quo within last two years	If below 15 members appears				If net loss is greater than 20% appears			If no report in 3 months appears in	When more than one year appears in	Number of repeat terms	Notes the officers that do not have an active	If no report at 12 months appears in red		

\* - P - Priority Club. Cancellation Reasons: 1-Objectives/conduct, 2-Non-active club, 5-Non-existing club, 6-Disbanding, 7-Merger, 8-Financial Suspension, 9-District/Multiple District Dues.  
\*\* - Abbreviation: P-President, S-Secretary, T-Treasurer, M-Member Chairperson, VP-First Vice President, MC-Communications Chairperson, SC-Service Chairperson  
\*\*\* - Abbreviation: N/R - Never reported using the Lions Clubs website, N/A - Not applicable, No password registered for the Lions Clubs website.  
\*\*\*\* - Abbreviation: N - New, IP - Immediate Past, R - Repeat.



Club Health Assessment for District 382 through June 2025

			Status	Membership							Reports					Finance		LCIF
Club Number	Club Name	Charter Date		Current Member Count	YTD Members Added	YTD Members Dropped	YTD Net Growth	YTD Net Growth%	Member Count 12 Months Ago	Avg. length of service for dropped members	Months Since Last MMR ***	Yrs. Since Last Officer Report	President Rotation	Vice President Reported ****	Months Since Last Activity Report ***	Account Balance	Donations for current Fiscal Year	
			Number of times on status quo within last two years	If below 15 members appears					If net loss is greater than 20% appears			If no report in 3 months appears in	When more than one year appears in	Number of repeat terms	Notes the officers that do not have appears in an active	If no report at 12 months red		
Clubs less than two years old																		
177402	Dalian Ai-Yuexiang	10/10/2024	Active	27	35	8	27	100.00%	0	2	0			P,S,T,M,VP SC	N/A		\$1,000.00	
181671	Dalian BoAi	04/28/2025	Newly Chartered	24	28	4	24	100.00%	0	0	0			P,S,T,M,VP SC	N/A			
181675	Dalian Detai	04/28/2025	Newly Chartered	22	24	2	22	100.00%	0	0	0			P,S,T,M,VP SC	N/A			
181210	Dalian Ganen	03/18/2025	Active	19	30	11	19	100.00%	0	2	0			P,S,T,M,VP SC	N/R			
181673	Dalian HaiYue	04/28/2025	Newly Chartered	25	28	3	25	100.00%	0	4	0			P,S,T,M,VP SC	N/R			
156409	Dalian Haizhiqing	11/09/2023	Active	27	3	3	0	0.00%	27	2	0	1	None	P,S,T,M,VP SC	N/A			
156858	Dalian Hexin	01/08/2024	Active	18	3	9	-6	-25.00%	24	1	0		None	P,S,T,M,VP SC	N/A		\$1,000.00	
156410	Dalian Julian	11/09/2023	Active	19	13	10	3	18.75%	16	2	0			P,S,T,M,VP SC	N/A			
181674	Dalian JushunShengxin	04/28/2025	Newly Chartered	22	26	4	22	100.00%	0	0	0			P,S,T,M,VP SC	N/A			
179213	Dalian Kunning	12/10/2024	Active	26	29	3	26	100.00%	0	9	0			P,S,T,M,VP SC	N/A			
156412	Dalian Liancheng	11/09/2023	Active	17	4	10	-6	-26.09%	23	2	0	1	None	P,S,T,M,VP SC	N/A			
157894	Dalian Qilin Tongde	05/13/2024	Active	28	6	3	3	12.00%	25	1	0		None	P,S,T,M,VP SC	N/A			
181206	Dalian Tianjian Yueyou	03/18/2025	Active	24	25	1	24	100.00%	0	0	0			P,S,T,M,VP SC	N/A			
181208	Dalian Tiantian Chaoyue	03/18/2025	Active	25	25	0	25	100.00%	0		3			P,S,T,M,VP SC	N/A			
157931	Dalian Tiantian Fuxiang	04/24/2024	Active	26	5	7	-2	-7.14%	28	1	0		None	P,S,T,M,VP SC	N/A		\$1,000.00	
181204	Dalian Tongdao	03/18/2025	Active	25	25	0	25	100.00%	0		1			P,S,T,M,VP SC	N/R			
181209	Dalian Wanbang	03/19/2025	Active	26	26	0	26	100.00%	0		2			P,S,T,M,VP SC	N/A			
177509	Dalian Xiangrikui	10/01/2024	Active	23	27	4	23	100.00%	0	0	0			P,S,T,M,VP SC	N/A		\$1,000.00	
179517	Dalian Xin Ai	12/06/2024	Active	25	27	2	25	100.00%	0	0	0			P,S,T,M,VP SC	N/A			
181672	Dalian YuCheng	04/28/2025	Newly Chartered	19	23	4	19	100.00%	0	3	0			P,S,T,M,VP SC	N/A			
179211	Dalian Zhihao	12/06/2024	Active	25	25	0	25	100.00%	0		6			P,S,T,M,VP SC	N/A		\$1,000.00	
Clubs more than two years old																		



# Club Health Assessment for District 382 through June 2025

			Status	Membership							Reports					Finance		LCIF
Club Number	Club Name	Charter Date		Current Member Count	YTD Members Added	YTD Members Dropped	YTD Net Growth	YTD Net Growth%	Member Count 12 Months Ago	Avg. length of service for dropped members	Months Since Last MMR ***	Yrs. Since Last Officer Report	President Rotation	Vice President Reported ****	Months Since Last Activity Report ***	Account Balance	Donations for current Fiscal Year	
			Number of times on status quo within last two years	If below 15 members appears	If net loss is greater than 20% appears					If no report in 3 months appears in	When more than one year appears in	Number of repeat terms	Notes the officers that do not have appears in an active	If no report at 12 months red				
97429	CHINA DALIAN	06/29/2006	Active	33	5	6	-1	-2.94%	34	11	0			P,S,T,M,VP SC	24+		\$3,200.00	
Exc Award (06/30/2017, 06/30/2019)																		
107456	DALIAN WA LIAN	02/10/2010	Active	35	6	2	4	12.90%	31	3	5			P,S,T,M,VP SC	24+			
Exc Award (06/30/2016, 06/30/2017)																		
130262	Dalian Ai-Gongxiang	03/06/2017	Active	29	0	7	-7	-19.44%	36	4	0			P,S,T,M,VP SC	N/A		\$2,000.00	
Exc Award (06/30/2024)																		
130628	Dalian Anshi	03/31/2017	Active	17	17	12	5	41.67%	12	6	0	1	None	P,S,T,M,VP SC	N/A			
115614	DALIAN BAO EN	11/22/2011	Active	28	7	2	5	21.74%	23	4	0			P,S,T,M,VP SC	N/A			
124195	Dalian Bao Lian	02/17/2015	Active	12	2	8	-6	-33.33%	18	5	0			P,S,T,M,VP SC	N/A			
Exc Award (06/30/2016)																		
104156	DALIAN BINCHENG	12/15/2008	Active	42	4	7	-3	-6.67%	45	10	0			P,S,T,M,VP SC	24+		\$2,000.00	
Exc Award (06/30/2016, 06/30/2017, 06/30/20)																		
107033	DALIAN CHE YOU	12/11/2009	Active	24	4	5	-1	-4.00%	25	3	0		None	P,S,T,M,VP SC	24+			
126995	Dalian Chengde	03/17/2016	Active	30	2	5	-3	-9.09%	33	5	0			P,S,T,M,VP SC	N/A			
Exc Award (06/30/2017)																		
107073	DALIAN CI EN	12/15/2009	Active	29	5	7	-2	-6.45%	31	7	0			P,S,T,M,VP SC	24+			
Exc Award (06/30/2022)																		
106330	DALIAN CI SHAN	08/20/2009	Active	30	8	1	7	30.43%	23	4	2			P,S,T,M,VP SC	24+		\$2,000.00	
Exc Award (06/30/2016)																		
115550	DALIAN CI XIN	11/11/2011	Active	20	3	8	-5	-20.00%	25	3	0			P,S,T,M,VP SC	N/A			
104163	DALIAN CI'AI	12/16/2008	Active	37	1	6	-5	-11.90%	42	6	0		None	P,S,T,M,VP SC	24+			
Exc Award (06/30/2016, 06/30/2024)																		
119281	DALIAN CILI	05/02/2013	Active	23	3	9	-6	-20.69%	29	3	0			P,S,T,M,VP SC	N/A			
126881	Dalian Cilian	02/22/2016	Active	21	1	6	-5	-19.23%	26	2	0			P,S,T,M,VP SC	N/A			
107032	DALIAN CIMEIZHIHE	12/11/2009	Active	23	0	8	-8	-25.81%	31	4	0			P,S,T,M,VP SC	24+		\$2,000.00	
115533	DALIAN DAAI	11/09/2011	Active	17	5	9	-4	-19.05%	21	6	0			P,S,T,M,VP SC	N/A			
115580	DALIAN DE LONG	11/16/2011	Active	58	12	18	-6	-9.38%	64	4	0			P,S,T,M,VP SC	N/A		\$4,000.00	
Exc Award (06/30/2017)																		



# Club Health Assessment for District 382 through June 2025

Club Number	Club Name	Charter Date	Status	Membership							Reports					Finance	LCIF
				Current Member Count	YTD Members Added	YTD Members Dropped	YTD Net Growth	YTD Net Growth%	Member Count 12 Months Ago	Avg. length of service of members	Months Since Last MMR ***	Yrs. Since Last Officer Report	President Rotation	Vice President Reported ****	Months Since Last Activity Report ***	Account Balance	Donations for current Fiscal Year
			Number of times on status quo within last two years	If below 15 members appears				If net loss is greater than 20% appears			If no report in 3 months appears in	When more than one year appears in	Number of repeat terms	Notes the officers that do not have an active	If no report at 12 months appears in red		
130223	Dalian Deai	02/28/2017	Active	20	5	7	-2	-9.09%	22	4	0		None	P,S,T,M,VP SC	N/A		\$1,000.00
122446	Dalian Feng Huang Hui	06/11/2014	Active	25	9	5	4	19.05%	21	6	0			P,S,T,M,VP SC	N/A		\$1,000.00
117459	DALIAN FENG RUI	07/24/2012	Active	23	5	4	1	4.55%	22	4	0			P,S,T,M,VP SC	N/A		
129950	Dalian Furui	01/27/2017	Active	27	4	4	0	0.00%	27	5	0			P,S,T,M,VP SC	N/A		
126882	Dalian Fuyuan	02/25/2016	Active	21	4	8	-4	-16.00%	25	3	0			P,S,T,M,VP SC	N/A		\$24,000.00
	Exc Award (06/30/2017)																
115549	DALIAN GAO E FU	11/11/2011	Active	32	6	4	2	6.67%	30	4	0			P,S,T,M,VP SC	24+		
	Exc Award (06/30/2016, 06/30/2017)																
107041	DALIAN GONG XUE	12/14/2009	Cancelled(6*)	0	0	0	0	0.00%	0		24	2	None	P,S,T,M,VP SC	24+		
115546	DALIAN GUAN CHENG	11/11/2011	Active	31	6	5	1	3.33%	30	8	0			P,S,T,M,VP SC	N/A		
105308	DALIAN GUANGMING	04/21/2009	Active	31	8	4	4	14.81%	27	6	0			P,S,T,M,VP SC	24+		\$1,000.00
	Exc Award (06/30/2016, 06/30/2017)																
133725	Dalian Haizhifu	01/29/2018	Active	28	2	7	-5	-15.15%	33	5	0			P,S,T,M,VP SC	N/A		\$7,000.00
130528	Dalian HaiZhiGuang	03/31/2017	Active	23	3	6	-3	-11.54%	26	7	0			P,S,T,M,VP SC	N/A		
133771	Dalian Haizhilian	01/30/2018	Active	40	3	4	-1	-2.44%	41	6	0			P,S,T,M,VP SC	N/A		
104157	Dalian Haizhiliang	12/15/2008	Active	30	5	0	5	20.00%	25		3			P,S,T,M,VP SC	24+		
	Exc Award (06/30/2016)																
130225	Dalian Haoyun	02/24/2017	Active	28	3	1	2	7.69%	26	8	0			P,S,T,M,VP SC	N/A		
107039	DALIAN HE MEI	12/14/2009	Active	22	11	9	2	10.00%	20	10	0			P,S,T,M,VP SC	24+		
124243	Dalian Heng Xing	03/06/2015	Active	22	0	3	-3	-12.00%	25	6	0			P,S,T,M,VP SC	N/A		
126996	Dalian Hengde	03/08/2016	Active	24	12	2	10	71.43%	14	3	0			P,S,T,M,VP SC	N/A		
126837	Dalian Heping Huihua	03/07/2016	Cancelled(6*)	0	0	0	0	0.00%	0		70	8	None	P,S,T,M,VP SC	N/A		
115551	DALIAN HOU DE	11/11/2011	Cancelled(6*)	0	0	0	0	0.00%	0		8	3	None	P,S,T,M,VP SC	N/A		
107075	DALIAN JIN CHENG	12/17/2009	Active	27	5	10	-5	-15.63%	32	10	0			P,S,T,M,VP SC	24+		
121674	Dalian Jin De	03/26/2014	Active	20	8	4	4	25.00%	16	7	0			P,S,T,M,VP SC	N/A		
104102	DALIAN JIN FAN	12/11/2008	Active	33	9	1	8	32.00%	25	0	0			P,S,T,M,VP SC	24+		\$1,000.00



# Club Health Assessment for District 382 through June 2025

			Status	Membership							Reports					Finance	LCIF
Club Number	Club Name	Charter Date		Current Member Count	YTD Members Added	YTD Members Dropped	YTD Net Growth	YTD Net Growth%	Member Count 12 Months Ago	Avg. length of service for dropped members	Months Since Last MMR ***	Yrs. Since Last Officer Report	President Rotation	Vice President Reported ****	Months Since Last Activity Report ***	Account Balance	Donations for current Fiscal Year
			Number of times on status quo within last two years	If below 15 members appears				If net loss is greater than 20% appears			If no report in 3 months appears in	When more than one year appears in	Number of repeat terms	Notes the officers that do not have appears in an active	If no report at 12 months red		
Exc Award (06/30/2017)																	
123346	Dalian Jingcheng	10/10/2014	Active	28	3	1	2	7.69%	26	8	10			P,S,T,M,VP SC	N/A		
107068	DALIAN JU DE	12/15/2009	Active	37	10	5	5	15.63%	32	5	0			P,S,T,M,VP SC	24+		\$3,000.00
133021	Dalian Juyuan	10/31/2017	Cancelled(6*)	0	0	0	0	0.00%	0		23	1	None	P,S,T,M,VP SC	N/A		
107031	DALIAN KAILIAN	12/11/2009	Active	22	3	2	1	4.76%	21	2	0			P,S,T,M,VP SC	24+		
107036	DALIAN KANG TAI	12/11/2009	Active	16	7	13	-6	-27.27%	22	5	0			P,S,T,M,VP SC	24+		
Exc Award (06/30/2024)																	
129960	Dalian Leshan	01/26/2017	Active	14	4	11	-7	-33.33%	21	3	0			P,S,T,M,VP SC	N/A		
124244	Dalian Ming De	03/06/2015	Cancelled(6*)	0	0	0	0	0.00%	0		36	7	None	P,S,T,M,VP SC	N/A		
115680	DALIAN MINGXIN	12/13/2011	Active	16	0	9	-9	-36.00%	25	3	0			P,S,T,M,VP SC	24+		
Exc Award (06/30/2017)																	
126858	Dalian Qianhua	02/15/2016	Active	22	1	4	-3	-12.00%	25	4	0			P,S,T,M,VP SC	N/A		\$1,000.00
115504	DALIAN QING HUA	11/10/2011	Active	0	0	0	0	0.00%	0		34	2	None	P,S,T,M,VP SC	N/A		
104103	DALIAN REN'AI	12/11/2008	Active	20	11	13	-2	-9.09%	22	5	0			P,S,T,M,VP SC	24+		
126861	Dalian Shangshan	02/17/2016	Active	17	12	17	-5	-22.73%	22	5	0			P,S,T,M,VP SC	24+		
124239	Dalian Shi Ao	03/06/2015	Active	29	1	2	-1	-3.33%	30	8	0			P,S,T,M,VP SC	N/A		\$1,000.00
Exc Award (06/30/2017)																	
115297	DALIAN SHI HU	10/19/2011	Active	28	7	7	0	0.00%	28	7	0			P,S,T,M,VP SC	N/A		\$1,000.00
Exc Award (06/30/2016)																	
115552	DALIAN SHIAI GANEN	11/11/2011	Active	24	3	4	-1	-4.00%	25	12	0			P,S,T,M,VP SC	24+		
129985	Dalian Shiai Guangming	02/09/2017	Cancelled(6*)	0	0	0	0	0.00%	0		9	1	None	P,S,T,M,VP SC	N/A		
126876	Dalian Shiai Shangshan	03/09/2016	Cancelled(6*)	0	0	0	0	0.00%	0		2	1	None	P,S,T,M,VP SC	N/A		
129965	Dalian Shiyuan	01/30/2017	Active	25	6	6	0	0.00%	25	5	0			P,S,T,M,VP SC	24+		
107070	DALIAN TAI SHENG	12/15/2009	Active	21	8	10	-2	-8.70%	23	5	0			P,S,T,M,VP SC	24+		
115610	DALIAN TAI YANG	11/29/2011	Cancelled(6*)	0	0	0	0	0.00%	0		9	3	None	P,S,T,M,VP SC	N/A		
122448	Dalian Tian Ai	06/11/2014	Active	18	18	6	12	200.00%	6	5	0		None	P,S,T,M,VP SC	N/A		



# Club Health Assessment for District 382 through June 2025

			Status	Membership							Reports					Finance	LCIF
Club Number	Club Name	Charter Date		Current Member Count	YTD Members Added	YTD Members Dropped	YTD Net Growth	YTD Net Growth%	Member Count 12 Months Ago	Avg. length of service for dropped members	Months Since Last MMR ***	Yrs. Since Last Officer Report	President Rotation	Vice President Reported ****	Months Since Last Activity Report ***	Account Balance	Donations for current Fiscal Year
			Number of times on status quo within last two years	If below 15 members appears				If net loss is greater than 20% appears			If no report in 3 months appears in	When more than one year appears in	Number of repeat terms	Notes the officers that do not have an active	If no report at 12 months red		
124212	Dalian Tian Jian	02/18/2015	Active	32	8	9	-1	-3.03%	33	8	0			P,S,T,M,VP SC	N/A		
	Exc Award (06/30/2016, 06/30/2017)																
124241	Dalian Tian Tian	03/06/2015	Active	22	9	3	6	37.50%	16	3	0			P,S,T,M,VP SC	N/A		
130014	Dalian Tianjian Yuebang	01/31/2017	Active	23	5	9	-4	-14.81%	27	5	0			P,S,T,M,VP SC	N/A		\$10,000.00
120401	Dalian Tiantian Rongyao	09/24/2013	Active	19	5	7	-2	-9.52%	21	2	0			P,S,T,M,VP SC	N/A		
130206	Dalian Tiantian Yangguang	02/24/2017	Active	24	1	6	-5	-17.24%	29	6	0			P,S,T,M,VP SC	N/A		\$1,000.00
120403	Dalian Tiantianqilin	09/24/2013	Active	29	15	10	5	20.83%	24	5	0			P,S,T,M,VP SC	N/A		
121644	Dalian Tong Le	03/21/2014	Active	61	32	21	11	22.00%	50	5	0			P,S,T,M,VP SC	N/A		
	Exc Award (06/30/2016)																
121641	Dalian Tong Shan	03/21/2014	Active	29	4	3	1	3.57%	28	10	0			P,S,T,M,VP SC	N/A		\$1,000.00
106653	DALIAN WENXIN	09/24/2009	Active	20	3	6	-3	-13.04%	23	5	0			P,S,T,M,VP SC	24+		
121642	Dalian Xin Zhi	03/21/2014	Active	14	2	13	-11	-44.00%	25	6	0			P,S,T,M,VP SC	N/A		
104159	DALIAN XINGFU	12/16/2008	Active	14	4	12	-8	-36.36%	22	6	0			P,S,T,M,VP SC	24+		
128903	Dalian Xinlian	09/14/2016	Active	21	0	4	-4	-16.00%	25	5	0			P,S,T,M,VP SC	24+		
104162	DALIAN XIWANG	12/16/2008	Cancelled(6*)	0	0	0	0	0.00%	0		10	1	None	P,S,T,M,VP SC	24+		
	Exc Award (06/30/2017)																
117068	DALIAN YI QI FEI	06/01/2012	Active	20	4	8	-4	-16.67%	24	4	0			P,S,T,M,VP SC	24+		
115547	DALIAN YOU DE	11/11/2011	Active	22	2	3	-1	-4.35%	23	10	0			P,S,T,M,VP SC	N/A		\$1,000.00
	Exc Award (06/30/2017)																
130264	Dalian Youai	03/06/2017	Active	25	29	4	25	100.00%	0	8	0			P,S,T,M,VP SC	N/A		\$1,000.00
	Exc Award (06/30/2018)																
104101	DALIAN YOUHAO	12/11/2008	Active	14	6	32	-26	-65.00%	40	8	0			P,S,T,M,VP SC	24+		\$1,000.00
	Exc Award (06/30/2016)																
127004	Dalian Yulong Shiai	03/16/2016	Cancelled(6*)	0	0	0	0	0.00%	0		23	1	None	P,S,T,M,VP SC	N/A		
118243	DALIAN ZHAOYANG	11/02/2012	Active	17	9	13	-4	-19.05%	21	3	0			P,S,T,M,VP SC	N/A		
	Exc Award (06/30/2017)																
115506	DALIAN ZHEN HAO	11/10/2011	Active	29	2	6	-4	-12.12%	33	10	0			P,S,T,M,VP SC	N/A		



# Club Health Assessment for District 382 through June 2025

			Status	Membership							Reports					Finance	LCIF
Club Number	Club Name	Charter Date		Current Member Count	YTD Members Added	YTD Members Dropped	YTD Net Growth	YTD Net Growth%	Member Count 12 Months Ago	Avg. length of service for dropped members	Months Since Last MMR ***	Yrs. Since Last Officer Report	President Rotation	Vice President Reported ****	Months Since Last Activity Report ***	Account Balance	Donations for current Fiscal Year
			Number of times on status quo within last two years	If below 15 members appears				If net loss is greater than 20% appears			If no report in 3 months appears in	When more than one year appears in	Number of repeat terms	Notes the officers that do not have appears in an active	If no report at 12 months red		
106651	DALIAN ZHENCHENG	09/24/2009	Cancelled(6*)	0	0	0	0	0.00%	0		10	1	None	P,S,T,M,VP SC	24+		
129761	Dalian Zhicheng	01/06/2017	Active	34	0	1	-1	-2.86%	35	2	10			P,S,T,M,VP SC	N/A		
117036	Dalian Zhidao	05/31/2012	Active	21	2	6	-4	-16.00%	25	3	0			P,S,T,M,VP SC	N/A		
	Exc Award (06/30/2016, 06/30/2017)																
106328	DALIAN ZHISHAN	08/20/2009	Active	33	8	4	4	13.79%	29	3	0			P,S,T,M,VP SC	24+		\$2,000.00
	Exc Award (06/30/2023)																
133022	Dalian Zhitong	10/31/2017	Active	29	7	11	-4	-12.12%	33	4	0			P,S,T,M,VP SC	N/A		
134986	Dalian Zhitongdaohe	05/31/2018	Active	19	3	14	-11	-36.67%	30	6	0			P,S,T,M,VP SC	N/A		\$3,000.00
	Exc Award (06/30/2024)																
124242	Dalian Zhong Ai	03/06/2015	Cancelled(7*)	0	0	10	-10	-100.00%	10	5	9	1	None	P,S,T,M,VP SC	N/A		
	Exc Award (06/30/2017)																
126823	Dalian Zhong Cheng	02/09/2016	Cancelled(6*)	0	0	0	0	0.00%	0		23	3	None	P,S,T,M,VP SC	N/A		
115507	DALIAN ZHONG XING	11/10/2011	Active	22	3	6	-3	-12.00%	25	8	0			P,S,T,M,VP SC	24+		
	Exc Award (06/30/2017)																

Clubs Cancelled Previous Fiscal Year – Clubs Cancelled within last 12 months may be reinstated

Club Number	Club Name	Charter Date	Current Status*	Cancellation Date
107935	DALIAN HE RUI	03/29/2010	Cancelled(7*)	04/29/2024

Current Total Clubs Count	YTD New Clubs Count	YTD Cancelled Clubs Count	YTD Net Club Gain	Current Total Members Count	YTD YTD Add Drop	YTD YTD Net Growth	YTD YTD Net Growth %	Member Count 12 Months Ago	Average Member Count Per Club	% of Clubs with less than 20 members	% No MMR in 3 Months	% No Officer Report in 12 Months	% of Clubs with balance 90+ days	Number of Clubs in Status Quo	% Status Quo Clubs in Financial Suspension	Number of Cancelled Clubs	Average Cancelled Club Age	Members Lost Due to Cancellation	% of Clubs Cancelled for Non-Financial Reasons
98	15	13	2	2,437	887 633	254	11.64%	2,183	25	20%	7%	4%	0%	0	0%	13	12	10	100%

\* - P - Priority Club. Cancellation Reasons: 1-Objectives/conduct, 2-Non-active club, 5-Non-existing club, 6-Disbanding, 7-Merger, 8-Financial Suspension, 9-District/Multiple District Dues.

\*\* - Abbreviation: P-President, S-Secretary, T-Treasurer, M-Member Chairperson, VP-First Vice President, MC-Communications Chairperson, SC-Service Chairperson

\*\*\* - Abbreviation: N/R - Never reported using the Lions Clubs website, N/A - Not applicable, No password registered for the Lions Clubs website.

\*\*\*\* - Abbreviation: N - New, IP - Immediate Past, R - Repeat.



## Club Health Assessment for District 383 through June 2025

			Status	Membership							Reports				Finance		LCIF
Club Number	Club Name	Charter Date		Current Member Count	YTD Members Added	YTD Members Dropped	YTD Net Growth	YTD Net Growth%	Member Count 12 Months Ago	Avg. length of service for dropped members	Months Since Last MMR ***	Yrs. Since Last Officer Report	President Rotation	Vice President Reported ****	Months Since Last Activity Report ***	Account Balance	Donations for current Fiscal Year
			Number of times on status quo within last two years	If below 15 members appears				If net loss is greater than 20% appears			If no report in 3 months appears in	When more than one year appears in	Number of repeat terms	Notes the officers that do not have an active	If no report at 12 months appears in red		
Clubs less than two years old																	
157346	Qingdao Enjin	03/18/2024	Active	7	0	20	-20	-74.07%	27	2	0			P,S,T,M,VP SC	N/A		
181224	Qingdao Fanxing	03/19/2025	Active	22	29	7	22	100.00%	0	0	0			P,S,T,M,VP SC	N/A		
157930	Qingdao Liangzhi	05/14/2024	Cancelled(8*)	0	2	30	-28	-100.00%	28	2	0		None	P,S,T,M,VP SC	N/A	90+ Days	
181225	Qingdao Lianxin	03/19/2025	Active	29	30	1	29	100.00%	0	0	0			P,S,T,M,VP SC	N/A		
181205	Qingdao Longxiang	03/18/2025	Active	23	29	6	23	100.00%	0	1	0			P,S,T,M,VP SC	N/A		
157895	Qingdao Rongyao	04/11/2024	Active	80	8	25	-17	-17.53%	97	1	0		2	P,S,T,M,VP SC	N/A		
181226	Qingdao Xietong	03/19/2025	Active	19	30	11	19	100.00%	0	6	0			P,S,T,M,VP SC	N/A		
172339	Qingdao Yangguang	06/28/2024	Active	26	5	6	-1	-3.70%	27	1	0		2	P,S,T,M,VP SC	N/A		
Clubs more than two years old																	
97428	CHINA QINGDAO	06/29/2006	Active	9	1	0	1	12.50%	8		7			P,S,T,M,VP SC	24+		
111115	GUANGDONG YI MENG	05/18/2011	Active	51	6	7	-1	-1.92%	52	9	0			P,S,T,M,VP SC	24+	90+ Days	
	Exc Award (06/30/2016)																
120071	Qingdao Aixing	07/30/2013	Active	15	2	6	-4	-21.05%	19	4	0			P,S,T,M,VP SC	N/A		
123615	Qingdao Caihong	11/12/2014	Active	1	1	2	-1	-50.00%	2	10	0		None	P,S,T,M,VP SC	24+		
	Exc Award (06/30/2016)																
131912	Qingdao Chang Hua	06/28/2017	Active	9	0	12	-12	-57.14%	21	2	0			P,S,T,M,VP SC	N/A		
130192	Qingdao Changcheng	02/23/2017	Active	12	5	7	-2	-14.29%	14	8	0			P,S,T,M,VP SC	N/A	90+ Days	
126598	Qingdao Chengde	01/27/2016	Active	18	9	2	7	63.64%	11	8	0			P,S,T,M,VP SC	N/A		
	Exc Award (06/30/2017)																
130139	Qingdao Chuangqi	02/15/2017	Active	22	3	1	2	10.00%	20	4	0			P,S,T,M,VP SC	N/A	90+ Days	
116961	QINGDAO DAAI	05/22/2012	Active	18	0	1	-1	-5.26%	19	13	0			P,S,T,M,VP SC	N/A		\$1,000.00
130175	Qingdao Derun	02/21/2017	Active	20	20	9	11	122.22%	9	8	0			P,S,T,M,VP SC	N/A		
119269	QINGDAO DONGLI	05/01/2013	Active	38	1	7	-6	-13.64%	44	10	0			P,S,T,M,VP SC	N/A		
	Exc Award (06/30/2016)																
127905	Qingdao Fengfan	06/15/2016	Active	17	6	8	-2	-10.53%	19	2	0			P,S,T,M,VP SC	N/A		



# Club Health Assessment for District 383 through June 2025

			Status	Membership							Reports					Finance		LCIF
Club Number	Club Name	Charter Date		Current Member Count	YTD Members Added	YTD Members Dropped	YTD Net Growth	YTD Net Growth%	Member Count 12 Months Ago	Avg. length of service for dropped members	Months Since Last MMR ***	Yrs. Since Last Officer Report	President Rotation	Vice President Reported ****	Months Since Last Activity Report ***	Account Balance	Donations for current Fiscal Year	
			Number of times on status quo within last two years	If below 15 members appears					If net loss is greater than 20% appears		If no report in 3 months appears in	When more than one year appears in	Number of repeat terms	Notes the officers that do not have an active	If no report at 12 months appears in red			
130176	Qingdao Fenghuang	03/01/2017	Active	28	5	12	-7	-20.00%	35	3	0			P,S,T,M,VP SC	N/A	90+ Days	\$2,000.00	
116962	QINGDAO GEDE	05/22/2012	Active	24	0	0	0	0.00%	24		27			P,S,T,M,VP SC	N/A			
130997	Qingdao Haijun	05/19/2017	Active	24	6	0	6	33.33%	18		2			P,S,T,M,VP SC	N/A			
131362	Qingdao Haishan	06/29/2017	Active	16	1	3	-2	-11.11%	18	6	0			P,S,T,M,VP SC	N/A			
116660	QINGDAO HAIXING	05/16/2012	Active	9	3	0	3	50.00%	6		3			P,S,T,M,VP SC	N/A			
Exc Award (06/30/2016)																		
106326	QINGDAO HAIZHIMENG	08/19/2009	Active	46	4	9	-5	-9.80%	51	6	0			P,S,T,M,VP SC	24+			
123972	Qingdao Haolinju	01/14/2015	Active	29	3	11	-8	-21.62%	37	5	0			P,S,T,M,VP SC	N/A			
112158	QINGDAO HE CHENG	09/08/2011	Active	8	1	0	1	14.29%	7		0			P,S,T,M,VP SC	N/A			
108345	QINGDAO HE XING	05/19/2010	Active	30	1	0	1	3.45%	29		3			P,S,T,M,VP SC	24+			
Exc Award (06/30/2016, 06/30/2017, 06/30/2018)																		
106325	QINGDAO HEAI	08/19/2009	Active	24	6	5	1	4.35%	23	10	0			P,S,T,M,VP SC	24+	90+ Days		
117186	QINGDAO HEHE	06/15/2012	Active	23	0	1	-1	-4.17%	24	4	0			P,S,T,M,VP SC	N/A			
Exc Award (06/30/2023)																		
123974	Qingdao Hengai	01/14/2015	Active	20	1	28	-27	-57.45%	46	7	0			P,S,T,M,VP SC	N/A			
117001	QINGDAO HEPING	05/29/2012	Active	6	0	2	-2	-25.00%	8	1	0		2	P,S,T,M,VP SC	N/A			
125626	Qingdao Hepingge	08/20/2015	Active	5	0	9	-9	-64.29%	14	2	0		None	P,S,T,M,VP SC	N/A			
105309	QINGDAO HESHAN	04/21/2009	Active	34	0	4	-4	-10.53%	38	5	0			P,S,T,M,VP SC	24+			
116662	QINGDAO HEXIN	04/30/2012	Active	18	2	2	0	0.00%	18	13	0			P,S,T,M,VP SC	24+			
Exc Award (06/30/2023)																		
117076	QINGDAO HEXINQD	06/04/2012	Cancelled(6*)	0	0	0	0	0.00%	0		14	2	None	P,S,T,M,VP SC	N/A			
131790	Qingdao HexinQD-3	06/29/2017	Cancelled(6*)	0	0	0	0	0.00%	0		36	6	None	P,S,T,M,VP SC	N/A			
123973	Qingdao Heyang	01/14/2015	Cancelled(6*)	0	0	0	0	0.00%	0		25	2	None	P,S,T,M,VP SC	N/A			
134195	Qingdao Heyuan	03/23/2018	Active	13	1	2	-1	-7.14%	14	8	0			P,S,T,M,VP SC	N/A			
Exc Award (06/30/2023)																		
122876	Qingdao Hezhen	07/31/2014	Active	21	7	0	7	50.00%	14		2			P,S,T,M,VP SC	N/A			



# Club Health Assessment for District 383 through June 2025

			Status	Membership						Reports					Finance	LCIF	
Club Number	Club Name	Charter Date		Current Member Count	YTD Members Added	YTD Members Dropped	YTD Net Growth	YTD Net Growth%	Member Count 12 Months Ago	Avg. length of service for dropped members	Months Since Last MMR ***	Yrs. Since Last Officer Report	President Rotation	Vice President Reported ****	Months Since Last Activity Report ***	Account Balance	Donations for current Fiscal Year
			Number of times on status quo within last two years	If below 15 members appears				If net loss is greater than 20% appears			If no report in 3 months appears in	When more than one year appears in	Number of repeat terms	Notes the officers that do not have an active	If no report at 12 months red		
120074	Qingdao Hezhong	07/30/2013	Active	4	1	0	1	33.33%	3		5			P,S,T,M,VP SC	N/A		
120084	Qingdao Hongde	07/31/2013	Active	16	1	0	1	6.67%	15		3			P,S,T,M,VP SC	N/A		
	Exc Award (06/30/2016)																
130177	Qingdao Hongxin	02/22/2017	Active	37	11	4	7	23.33%	30	5	0			P,S,T,M,VP SC	N/A		
125636	Qingdao Hongyangge	08/31/2015	Active	0	0	0	0	0.00%	0		24	2	None	P,S,T,M,VP SC	N/A		
120086	Qingdao Houde	07/31/2013	Active	1	2	1	1	100.00%	0	11	3		None	P,S,T,M,VP SC	N/A		
130205	Qingdao Huaxiaxiongshi	03/01/2017	Active	21	2	17	-15	-41.67%	36	4	0		None	P,S,T,M,VP SC	N/A		
	Exc Award (06/30/2023)																
116964	QINGDAO HUI DE	05/23/2012	Active	19	6	1	5	35.71%	14	4	0			P,S,T,M,VP SC	N/A	90+ Days	
127860	Qingdao Huoniu	06/15/2016	Active	37	6	8	-2	-5.13%	39	6	0			P,S,T,M,VP SC	N/A	90+ Days	
117077	QINGDAO JINDE	06/04/2012	Active	3	0	4	-4	-57.14%	7	12	0			P,S,T,M,VP SC	N/A		
118388	QINGDAO JUFU	11/29/2012	Cancelled(6*)	0	0	0	0	0.00%	0		36	4	None	P,S,T,M,VP SC	N/A		
	Exc Award (06/30/2017)																
125637	Qingdao Langya	08/31/2015	Active	22	5	7	-2	-8.33%	24	7	0			P,S,T,M,VP SC	N/A		
	Exc Award (06/30/2023)																
117189	QINGDAO LE ZI ZAI	06/20/2012	Active	7	2	7	-5	-41.67%	12	12	0			P,S,T,M,VP SC	N/A		
130173	Qingdao Lingxiu	02/23/2017	Active	29	18	14	4	16.00%	25	5	0			P,S,T,M,VP SC	N/A		
122878	Qingdao Longxin	07/31/2014	Active	17	1	0	1	6.25%	16		7			P,S,T,M,VP SC	N/A	90+ Days	
130174	Qingdao Lushi	02/20/2017	Active	25	7	0	7	38.89%	18		7			P,S,T,M,VP SC	N/A		
116973	QINGDAO MING DE	05/23/2012	Active	16	7	1	6	60.00%	10	15	2		2	P,S,T,M,VP SC	N/A		
131098	Qingdao Minglang	05/25/2017	Active	3	2	0	2	200.00%	1		1		4	P,S,T,M,VP SC	N/A		
123975	Qingdao Mingyuan	01/14/2015	Active	16	6	9	-3	-15.79%	19	6	0			P,S,T,M,VP SC	N/A		
124730	Qingdao Mudan	04/30/2015	Active	38	4	3	1	2.70%	37	3	0			P,S,T,M,VP SC	N/A		
	Exc Award (06/30/2023)																
117002	QINGDAO NING DE	05/29/2012	Active	18	6	2	4	28.57%	14	1	0			P,S,T,M,VP SC	N/A		
123980	Qingdao Nuanyang	01/15/2015	Active	8	2	6	-4	-33.33%	12	6	0		None	P,S,T,M,VP SC	N/A	90+ Days	



# Club Health Assessment for District 383 through June 2025

			Status	Membership							Reports					Finance		LCIF
Club Number	Club Name	Charter Date		Current Member Count	YTD Members Added	YTD Members Dropped	YTD Net Growth	YTD Net Growth%	Member Count 12 Months Ago	Avg. length of service for dropped members	Months Since Last MMR ***	Yrs. Since Last Officer Report	President Rotation	Vice President Reported ****	Months Since Last Activity Report ***	Account Balance	Donations for current Fiscal Year	
			Number of times on status quo within last two years	If below 15 members appears	If net loss is greater than 20% appears						If no report in 3 months appears in	When more than one year appears in	Number of repeat terms	Notes the officers that do not have an active	If no report at 12 months appears in red			
131355	Qingdao Pugongying	06/19/2017	Active	24	3	1	2	9.09%	22	1	0			P,S,T,M,VP SC	N/A	90+ Days	\$2,000.00	
123981	Qingdao Qiancheng	01/15/2015	Active	33	9	8	1	3.13%	32	9	0			P,S,T,M,VP SC	N/A			
123462	Qingdao Qihang	10/24/2014	Active	25	12	11	1	4.17%	24	2	0			P,S,T,M,VP SC	N/A			
122879	Qingdao Qilu	07/31/2014	Active	45	14	7	7	18.42%	38	4	0			P,S,T,M,VP SC	N/A			
Exc Award (06/30/2016)																		
130149	Qingdao Qisheng	03/06/2017	Active	45	5	2	3	7.14%	42	5	0			P,S,T,M,VP SC	N/A			
130134	Qingdao Qishi	02/15/2017	Active	18	7	7	0	0.00%	18	6	0			P,S,T,M,VP SC	N/A	90+ Days	\$6,000.00	
125623	Qingdao Qiyang	08/13/2015	Active	24	6	1	5	26.32%	19	0	0			P,S,T,M,VP SC	N/A			
Exc Award (06/30/2016)																		
135029	Qingdao Quande	06/08/2018	Active	18	3	2	1	5.88%	17	7	0			P,S,T,M,VP SC	N/A			
117040	QINGDAO SHANG AI	05/31/2012	Active	26	6	1	5	23.81%	21	3	0			P,S,T,M,VP SC	24+			
127849	Qingdao Shangde	06/09/2016	Active	17	1	4	-3	-15.00%	20	6	0			P,S,T,M,VP SC	N/A			
131421	Qingdao Shanhang	06/21/2017	Cancelled(6*)	0	0	0	0	0.00%	0		11	2	None	P,S,T,M,VP SC	N/A	90+ Days	\$6,000.00	
130208	Qingdao Tiansheng	02/23/2017	Cancelled(6*)	0	0	0	0	0.00%	0		24	2	None	P,S,T,M,VP SC	N/A			
120750	Qingdao Tongren	11/13/2013	Active	20	0	5	-5	-20.00%	25	3	0			P,S,T,M,VP SC	N/A			
Exc Award (06/30/2017)																		
116971	QINGDAO XINDE	05/23/2012	Active	24	2	0	2	9.09%	22		10			P,S,T,M,VP SC	N/A			
125624	Qingdao Xingzhi	08/13/2015	Active	13	6	2	4	44.44%	9	8	0			P,S,T,M,VP SC	N/A			
106221	QINGDAO XIWANG	08/07/2009	Active	11	0	3	-3	-21.43%	14	9	0			P,S,T,M,VP SC	24+	90+ Days		
120850	Qingdao Xuri	12/02/2013	Active	1	0	0	0	0.00%	1		48		2	P,S,T,M,VP SC	N/A			
125629	Qingdao Yangfan	08/14/2015	Active	16	12	11	1	6.67%	15	2	0			P,S,T,M,VP SC	N/A			
130631	Qingdao Yicheng	04/06/2017	Active	17	14	5	9	112.50%	8	5	0			P,S,T,M,VP SC	N/A			
131424	Qingdao Yinghuochong	06/21/2017	Active	15	1	0	1	7.14%	14		2			P,S,T,M,VP SC	N/A			
106216	QINGDAO YOUAI	08/07/2009	Active	16	2	2	0	0.00%	16	3	0			P,S,T,M,VP SC	24+			
131007	Qingdao YuHua	05/22/2017	Active	23	0	5	-5	-17.86%	28	1	0			P,S,T,M,VP SC	N/A	90+ Days		
106317	QINGDAO ZHIYUAN	08/19/2009	Active	15	5	1	4	36.36%	11	2	0			P,S,T,M,VP SC	24+			



## Club Health Assessment for District 383 through June 2025

Club Number			Club Name			Charter Date			Status					Membership					Reports					Finance		LCIF
									Current Member Count	YTD Members Added	YTD Members Dropped	YTD Net Growth	YTD Net Growth%	Member Count 12 Months Ago	Avg. length of service for dropped members	Months Since Last MMR ***	Yrs. Since Last Officer Report	President Rotation	Vice President Reported ****	Months Since Last Activity Report ***	Account Balance	Donations for current Fiscal Year				
									Number of times on status quo within last two years	If below 15 members appears			If net loss is greater than 20% appears			If no report in 3 months appears in			When more than one year appears in	Number of repeat terms	Notes the officers that do not have an active			If no report at 12 months appears in red		
Current Total Clubs Count	YTD New Clubs Count	YTD Cancelled Clubs Count	YTD Net Club Gain	Current Total Members Count	YTD Add	YTD Drop	YTD Net Growth	YTD Net Growth %	Member Count 12 Months Ago	Average Member Count Per Club	% of Clubs with less than 20 members	% No MMR in 3 Months	% No Officer Report in 12 Months	% of Clubs with balance 90+ days	Number of Clubs in Status Quo	% Status Quo Clubs in Financial Suspension	Number of Cancelled Clubs	Average Cancelled Club Age	Members Lost Due to Cancellation	% of Clubs Cancelled for Non-Financial Reasons						
78	4	7	-3	1,597	425	418	7	0.44%	1,589	20	53%	15%	1%	17%	0	0%	7	9	30	86%						

\* - P - Priority Club. Cancellation Reasons: 1-Objectives/conduct, 2-Non-active club, 5-Non-existing club, 6-Disbanding, 7-Merger, 8-Financial Suspension, 9-District/Multiple District Dues.

\*\* - Abbreviation: P-President, S-Secretary, T-Treasurer, M-Member Chairperson, VP-First Vice President, MC-Communications Chairperson, SC-Service Chairperson

\*\*\* - Abbreviation: N/R - Never reported using the Lions Clubs website, N/A - Not applicable, No password registered for the Lions Clubs website.

\*\*\*\* - Abbreviation: N - New, IP - Immediate Past, R - Repeat.



# Club Health Assessment for District 385 through June 2025

			Status	Membership						Reports					Finance		LCIF
Club Number	Club Name	Charter Date		Current Member Count	YTD Members Added	YTD Members Dropped	YTD Net Growth	YTD Net Growth%	Member Count 12 Months Ago	Avg. length of service for dropped members	Months Since Last MMR ***	Yrs. Since Last Officer Report	President Rotation	Vice President Reported ****	Months Since Last Activity Report ***	Account Balance	Donations for current Fiscal Year
			Number of times on status quo within last two years	If below 15 members appears				If net loss is greater than 20% appears			If no report in 3 months appears in	When more than one year appears in	Number of repeat terms	Notes the officers that do not have appears in an active	If no report at 12 months red		
Clubs less than two years old																	
157254	Beijing 2nd Qinhuang	01/25/2024	Active	22	1	0	1	4.76%	21		2		None	P,S,T,M,VP SC	N/A		
172058	Beijing 3nd Qinhuang	06/26/2024	Active	28	2	0	2	7.69%	26		2		None	P,S,T,M,VP SC	N/A		
157257	Beijing Chongfeng	01/25/2024	Active	20	1	6	-5	-20.00%	25	1	0			P,S,T,M,VP SC	N/A		\$1,000.00
157231	Beijing Haijin	01/30/2024	Active	27	0	0	0	0.00%	27		14		None	P,S,T,M,VP SC	N/A		\$1,000.00
181353	Beijing Launching	04/28/2025	Newly Chartered	25	25	0	25	100.00%	0		2			P,S,T,M,VP SC	N/A		
157232	Beijing Leyuan	01/30/2024	Active	22	3	8	-5	-18.52%	27	2	0		None	P,S,T,M,VP SC	N/A		\$2,000.00
181886	Beijing Yangtze Philanthropy	06/16/2025	Newly Chartered	25	25	0	25	100.00%	0		0			P,S,T,M,VP SC	N/A		
Clubs more than two years old																	
125224	Beijing 2nd Jingwei	07/28/2015	Active	23	2	4	-2	-8.00%	25	6	0	1	None	P,S,T,M,VP SC	N/A		\$1,000.00
116434	BEIJING 2ND LI CHENG	03/27/2012	Active	25	1	2	-1	-3.85%	26	7	0	1	None	P,S,T,M,VP SC	N/A		\$2,000.00
Exc Award (06/30/2021)																	
107628	BEIJING AI YUE	02/22/2010	Active	31	0	0	0	0.00%	31		12			P,S,T,M,VP SC	24+		\$3,147.73
Exc Award (06/30/2019)																	
136109	Beijing Aisheng	08/01/2018	Active	28	1	0	1	3.70%	27		3	1	None	P,S,T,M,VP SC	N/A		\$2,000.00
133220	Beijing Aixing	11/30/2017	Active	35	2	0	2	6.06%	33		2	1	None	P,S,T,M,VP SC	N/A		\$1,000.00
Exc Award (06/30/2021, 06/30/2022)																	
131203	Beijing Ant	06/08/2017	Cancelled(6*)	0	0	0	0	0.00%	0		24	2	None	P,S,T,M,VP SC	N/A		
131195	Beijing Bai Nian	06/07/2017	Cancelled(6*)	0	0	0	0	0.00%	0		12	3	None	P,S,T,M,VP SC	N/A		
Exc Award (06/30/2019)																	
117084	BEIJING BAIHE	06/04/2012	Cancelled(6*)	0	0	0	0	0.00%	0		12	1	None	P,S,T,M,VP SC	N/A		
116366	BEIJING BO AI	03/21/2012	Active	30	4	0	4	15.38%	26		2	1	None	P,S,T,M,VP SC	N/A		\$1,000.00
Exc Award (06/30/2023)																	
117085	BEIJING BO YA	06/04/2012	Active	45	7	3	4	9.76%	41	11	0			P,S,T,M,VP SC	N/A		\$7,000.00
Exc Award (06/30/2023, 06/30/2024)																	
124065	Beijing Bohai	01/26/2015	Active	19	2	0	2	11.76%	17		9	1	None	P,S,T,M,VP SC	N/A		\$2,000.00



# Club Health Assessment for District 385 through June 2025

			Status	Membership							Reports					Finance		LCIF
Club Number	Club Name	Charter Date		Current Member Count	YTD Members Added	YTD Members Dropped	YTD Net Growth	YTD Net Growth%	Member Count 12 Months Ago	Avg. length of service for dropped members	Months Since Last MMR ***	Yrs. Since Last Officer Report	President Rotation	Vice President Reported ****	Months Since Last Activity Report ***	Account Balance	Donations for current Fiscal Year	
			Number of times on status quo within last two years	If below 15 members appears				If net loss is greater than 20% appears			If no report in 3 months appears in	When more than one year appears in	Number of repeat terms		Notes the officers that do not have an active	If no report at 12 months appears in red		
136128	Beijing Boshi	08/01/2018	Cancelled(6*)	0	0	0	0	0.00%	0		12	1	None	P,S,T,M,VP SC	N/A			
106447	BEIJING CENTURY	08/31/2009	Active	25	0	3	-3	-10.71%	28	5	0		None	P,S,T,M,VP SC	24+		\$1,000.00	
	Exc Award (06/30/2016, 06/30/2024)																	
126822	Beijing Chang An	02/09/2016	Active	16	0	4	-4	-20.00%	20	8	9	1	None	P,S,T,M,VP SC	N/A		\$1,000.00	
	Exc Award (06/30/2016, 06/30/2019, 06/30/2020)																	
110830	BEIJING CHAO YANG	04/13/2011	Active	40	1	1	0	0.00%	40	7	2	1	None	P,S,T,M,VP SC	24+		\$1,000.00	
	Exc Award (06/30/2016)																	
129573	Beijing Cheerful Service	12/14/2016	Active	32	3	0	3	10.34%	29		2			P,S,T,M,VP SC	N/A		\$3,000.00	
	Exc Award (06/30/2024)																	
131308	Beijing Chunhui	06/21/2017	Active	34	3	3	0	0.00%	34	3	0			P,S,T,M,VP SC	N/A		\$2,000.00	
	Exc Award (06/30/2021, 06/30/2023)																	
122450	Beijing Dandelion	06/11/2014	Active	27	3	1	2	8.00%	25	2	0			P,S,T,M,VP SC	N/A			
	Exc Award (06/30/2024)																	
107627	BEIJING EXPLORATION	02/22/2010	Active	16	0	0	0	0.00%	16		12	4	None	P,S,T,M,VP SC	24+			
119282	BEIJING FRIENDSHIP	05/02/2013	Active	35	2	1	1	2.94%	34	2	0			P,S,T,M,VP SC	N/A		\$1,000.00	
	Exc Award (06/30/2016, 06/30/2023, 06/30/2020)																	
103935	BEIJING GUANGHUA	11/07/2008	Active	25	2	3	-1	-3.85%	26	8	0			P,S,T,M,VP SC	24+		\$3,000.00	
121221	Beijing Haihe	01/23/2014	Active	24	2	2	0	0.00%	24	5	0	1	None	P,S,T,M,VP SC	N/A		\$2,000.00	
124066	Beijing Haitian	01/26/2015	Active	26	1	0	1	4.00%	25		3	1	None	P,S,T,M,VP SC	N/A		\$1,000.00	
112076	BEIJING HONG YE	08/19/2011	Active	25	2	2	0	0.00%	25	7	0			P,S,T,M,VP SC	24+		\$3,000.00	
	Exc Award (06/30/2024)																	
127758	Beijing Hongde	06/03/2016	Active	29	1	1	0	0.00%	29	9	0	1	None	P,S,T,M,VP SC	N/A			
	Exc Award (06/30/2021)																	
98203	BEIJING HOPE	12/22/2006	Active	23	1	0	1	4.55%	22		0			P,S,T,M,VP SC	24+	90+ Days	\$1,000.00	
133766	Beijing Huanying	01/29/2018	Active	35	9	0	9	34.62%	26		2	1	None	P,S,T,M,VP SC	N/A		\$2,000.00	
	Exc Award (06/30/2024)																	
122585	Beijing Hummingbird	06/20/2014	Active	36	8	0	8	28.57%	28		2			P,S,T,M,VP SC	N/A		\$7,000.00	
	Exc Award (06/30/2023, 06/30/2024)																	




# Club Health Assessment for District 385 through June 2025

			Status	Membership							Reports					Finance		LCIF
Club Number	Club Name	Charter Date		Current Member Count	YTD Members Added	YTD Members Dropped	YTD Net Growth	YTD Net Growth%	Member Count 12 Months Ago	Avg. length of service for dropped members	Months Since Last MMR ***	Yrs. Since Last Officer Report	President Rotation	Vice President Reported ****	Months Since Last Activity Report ***	Account Balance	Donations for current Fiscal Year	
			Number of times on status quo within last two years	If below 15 members appears					If net loss is greater than 20% appears			If no report in 3 months appears in	When more than one year appears in	Number of repeat terms	Notes the officers that do not have appears in an active	If no report at 12 months red		
116425	BEIJING JIA YING	03/26/2012	Active	29	3	2	1	3.57%	28	2	0	1	None	P,S,T,M,VP SC	N/A		\$3,000.00	
Exc Award (06/30/2023)																		
110803	BEIJING JING HUA	04/13/2011	Active	32	2	0	2	6.67%	30		7			P,S,T,M,VP SC	24+			
Exc Award (06/30/2024)																		
120441	Beijing Jing Rui	09/30/2013	Active	20	3	9	-6	-23.08%	26	6	0			P,S,T,M,VP SC	24+		\$13,000.00	
116422	BEIJING JING YING HUI	03/26/2012	Active	26	3	2	1	4.00%	25	6	0	1	None	P,S,T,M,VP SC	N/A		\$2,000.00	
Exc Award (06/30/2021)																		
124067	Beijing Jingwei	01/26/2015	Active	31	5	0	5	19.23%	26		2	1	None	P,S,T,M,VP SC	N/A		\$1,000.00	
Exc Award (06/30/2024)																		
123621	Beijing Kindcare	11/12/2014	Active	26	2	2	0	0.00%	26	10	2	1	None	P,S,T,M,VP SC	N/A		\$4,000.00	
Exc Award (06/30/2024)																		
127703	Beijing Knowledge Base	05/24/2016	Active	4	3	1	2	100.00%	2	0	0	1	None	P,S,T,M,VP SC	N/A			
107613	BEIJING KUAI LE 100	02/19/2010	Active	31	6	5	1	3.33%	30	10	0			P,S,T,M,VP SC	24+			
117181	BEIJING LAN TIAN	06/29/2012	Active	43	2	7	-5	-10.42%	48	6	2			P,S,T,M,VP SC	24+		\$1,000.00	
Exc Award (06/30/2016, 06/30/2023, 06/30/20)																		
107615	BEIJING LE XIN	02/19/2010	Active	28	2	9	-7	-20.00%	35	6	0	1	None	P,S,T,M,VP SC	24+		\$2,000.00	
Exc Award (06/30/2016, 06/30/2021, 06/30/20)																		
112065	BEIJING LI CHENG	08/17/2011	Active	37	2	0	2	5.71%	35		2	1	None	P,S,T,M,VP SC	N/A		\$1,000.00	
Exc Award (06/30/2016, 06/30/2021, 06/30/20)																		
120068	Beijing Long Ai	07/30/2013	Active	28	13	0	13	86.67%	15		1			P,S,T,M,VP SC	N/A		\$2,000.00	
Exc Award (06/30/2016)																		
122948	Beijing Lotus	08/15/2014	Active	21	1	3	-2	-8.70%	23	10	2	1	None	P,S,T,M,VP SC	N/A			
129721	Beijing Mengfeixiang	01/16/2017	Active	22	1	0	1	4.76%	21		2	1	None	P,S,T,M,VP SC	N/A			
128690	Beijing Mengxiang	08/24/2016	Active	30	4	0	4	15.38%	26		7	1	None	P,S,T,M,VP SC	N/A		\$17,000.00	
121222	Beijing Nengliang	01/23/2014	Active	28	6	2	4	16.67%	24	2	0			P,S,T,M,VP SC	N/A		\$1,000.00	
127638	Beijing New Beginning	05/26/2016	Active	28	3	0	3	12.00%	25		2	1	None	P,S,T,M,VP SC	N/A		\$1,000.00	
121223	Beijing Nianjing	01/23/2014	Active	28	18	0	18	180.00%	10		3	2	None	P,S,T,M,VP SC	N/A		\$1,000.00	
122583	Beijing Pangu	06/20/2014	Active	39	4	1	3	8.33%	36	9	1	1	None	P,S,T,M,VP SC	N/A		\$3,000.00	



# Club Health Assessment for District 385 through June 2025

			Status	Membership							Reports					Finance	LCIF
Club Number	Club Name	Charter Date		Current Member Count	YTD Members Added	YTD Members Dropped	YTD Net Growth	YTD Net Growth%	Member Count 12 Months Ago	Avg. length of service for dropped members	Months Since Last MMR ***	Yrs. Since Last Officer Report	President Rotation	Vice President Reported ****	Months Since Last Activity Report ***	Account Balance	Donations for current Fiscal Year
			Number of times on status quo within last two years	If below 15 members appears				If net loss is greater than 20% appears			If no report in 3 months appears in	When more than one year appears in	Number of repeat terms	Notes the officers that do not have appears in an active	If no report at 12 months red		
Exc Award (06/30/2022, 06/30/2023, 06/30/2024)																	
119425	BEIJING PIONEER	05/21/2013	Active	32	6	4	2	6.67%	30	2	0			P,S,T,M,VP SC	24+		\$2,000.00
Exc Award (06/30/2023)																	
116456	BEIJING QING TING	03/28/2012	Active	13	1	0	1	8.33%	12		7	1	None	P,S,T,M,VP SC	N/A		
125209	Beijing Qinhuang	07/28/2015	Active	32	8	0	8	33.33%	24		2	1	None	P,S,T,M,VP SC	N/A		\$1,000.00
Exc Award (06/30/2023)																	
106327	BEIJING RENDA	08/20/2009	Active	25	0	0	0	0.00%	25		7			P,S,T,M,VP SC	24+		\$16,000.00
Exc Award (06/30/2022, 06/30/2023)																	
123394	Beijing Shanyuan	10/16/2014	Active	25	12	1	11	78.57%	14	0	2			P,S,T,M,VP SC	N/A		
116458	BEIJING SHEN REN	03/28/2012	Active	26	3	0	3	13.04%	23		3	1	None	P,S,T,M,VP SC	N/A		
116368	BEIJING SHI YOU	03/21/2012	Active	29	3	8	-5	-14.71%	34	7	0			P,S,T,M,VP SC	N/A		\$8,000.00
Exc Award (06/30/2016, 06/30/2024)																	
123822	Beijing Shunyi	12/17/2014	Active	27	2	0	2	8.00%	25		2			P,S,T,M,VP SC	N/A		
Exc Award (06/30/2023)																	
129891	Beijing Sichuang	01/24/2017	Active	25	6	0	6	31.58%	19		2			P,S,T,M,VP SC	N/A		(\$1,000.00)
121226	Beijing Star	01/24/2014	Active	16	2	0	2	14.29%	14		9	1	None	P,S,T,M,VP SC	N/A		
Exc Award (06/30/2016)																	
122473	Beijing Sunshine	06/13/2014	Active	31	7	3	4	14.81%	27	5	0			P,S,T,M,VP SC	N/A		
116460	BEIJING TAI HE	03/28/2012	Active	35	3	2	1	2.94%	34	13	2	1	None	P,S,T,M,VP SC	N/A		
Exc Award (06/30/2016, 06/30/2023, 06/30/2024)																	
107624	BEIJING TIAN SHI	02/19/2010	Active	0	0	9	-9	-100.00%	9	13	0	1	None	P,S,T,M,VP SC	24+		
116389	BEIJING TONG DE	04/10/2012	Active	23	2	0	2	9.52%	21		9	1	None	P,S,T,M,VP SC	N/A		
Exc Award (06/30/2023)																	
116435	BEIJING TONGYUAN	03/27/2012	Active	24	1	2	-1	-4.00%	25	4	9	1	None	P,S,T,M,VP SC	N/A		\$1,000.00
107614	BEIJING U JIA	02/19/2010	Active	24	0	0	0	0.00%	24		9			P,S,T,M,VP SC	24+		
Exc Award (06/30/2022)																	
130417	Beijing Wanhe	03/16/2017	Cancelled(6*)	0	0	0	0	0.00%	0		12	2	None	P,S,T,M,VP SC	N/A		
98204	BEIJING XIANGSHAN	12/22/2006	Active	30	5	2	3	11.11%	27	3	0			P,S,T,M,VP SC	24+		\$3,000.00



## Club Health Assessment for District 385 through June 2025

			Status							Membership							Reports					Finance		LCIF
Club Number	Club Name	Charter Date		Current Member Count	YTD Members Added	YTD Members Dropped	YTD Net Growth	YTD Net Growth%	Member Count 12 Months Ago	Avg. length of service for dropped members	Months Since Last MMR ***	Yrs. Since Last Officer Report	President Rotation	Vice President Reported ****	Months Since Last Activity Report ***	Account Balance	Donations for current Fiscal Year							
			Number of times on status quo within last two years	If below 15 members appears			If net loss is greater than 20% appears			If no report in 3 months appears in			When more than one year appears in	Number of repeat terms	Notes the officers that do not have appears in an active red	If no report in 12 months appears in red								
Exc Award (06/30/2016, 06/30/2021, 06/30/2023)																								
107675	BEIJING XIE SHOU	02/24/2010	Active	23	2	0	2	9.52%	21		2				P,S,T,M,VP SC	24+								
Exc Award (06/30/2017)																								
131194	Beijing Xinju	06/07/2017	Active	24	0	0	0	0.00%	24		12				P,S,T,M,VP SC	N/A								
112067	BEIJING YONG HENG	08/22/2011	Active	26	3	4	-1	-3.70%	27	3	0				P,S,T,M,VP SC	N/A								
125225	Beijing Youth Philanthropy	07/28/2015	Active	16	0	0	0	0.00%	16		10				P,S,T,M,VP SC	N/A								
130681	Beijing Yu Quan	04/19/2017	Active	9	1	3	-2	-18.18%	11	7	0	1	None		P,S,T,M,VP SC	N/A								
107704	BEIJING YUAN MENG	03/03/2010	Active	65	7	0	7	12.07%	58		2	1	None		P,S,T,M,VP SC	24+	\$3,000.00							
Exc Award (06/30/2016, 06/30/2017, 06/30/2023)																								
129090	Beijing Yuexing	10/03/2016	Active	17	1	0	1	6.25%	16		9	1	None		P,S,T,M,VP SC	N/A								
130562	Beijing Zheng Nian	03/28/2017	Active	18	1	3	-2	-10.00%	20	2	0	1	None		P,S,T,M,VP SC	N/A	\$1,000.00							
116465	BEIJING ZHI QUAN	03/29/2012	Active	25	4	0	4	19.05%	21		2	1	None		P,S,T,M,VP SC	N/A								
116464	BEIJING ZHI YUAN	03/29/2012	Active	30	3	5	-2	-6.25%	32	9	0				P,S,T,M,VP SC	24+								
136124	Beijing Zhilian	08/01/2018	Active	14	1	0	1	7.69%	13		2	1	None		P,S,T,M,VP SC	N/A								
129719	Beijing ZhiYin	01/06/2017	Active	17	2	10	-8	-32.00%	25	5	0				P,S,T,M,VP SC	N/A	\$1,000.00							
107612	BEIJING ZI QIANG	02/19/2010	Active	25	0	0	0	0.00%	25		10				P,S,T,M,VP SC	24+	\$1,000.00							
89240	CHINA BEIJING	09/08/2005	Active	35	5	2	3	9.38%	32	3	0				P,S,T,M,VP SC	24+	\$3,000.00							
Exc Award (06/30/2016, 06/30/2023)																								
Current Total Clubs Count	YTD New Clubs Count	YTD Cancelled Clubs Count	YTD Net Club Gain	Current Total Members Count	YTD Add	YTD Drop	YTD Net Growth	YTD Net Growth %	Member Count 12 Months Ago	Average Member Count Per Club	% of Clubs with less than 20 members	% No MMR in 3 Months	% No Officer Report in 12 Months	% of Clubs with balance 90+ days	Number of Clubs in Status Quo	% Status Quo Clubs in Financial Suspension	Number of Cancelled Clubs	Average Cancelled Club Age	Members Lost Due to Cancellation	% of Clubs Cancelled for Non-Financial Reasons				
81	2	5	-3	2,145	288	145	143	7.14%	2,002	26	16%	26%	49%	1%	0	0%	5	9	0	100%				

\* - P - Priority Club. Cancellation Reasons: 1-Objectives/conduct, 2-Non-active club, 5-Non-existing club, 6-Disbanding, 7-Merger, 8-Financial Suspension, 9-District/Multiple District Dues.

\*\* - Abbreviation: P-President, S-Secretary, T-Treasurer, M-Member Chairperson, VP-First Vice President, MC-Communications Chairperson, SC-Service Chairperson

\*\*\* - Abbreviation: N/R - Never reported using the Lions Clubs website, N/A - Not applicable, No password registered for the Lions Clubs website.

\*\*\*\* - Abbreviation: N - New, IP - Immediate Past, R - Repeat.



## Club Health Assessment for District 386 through June 2025

			Status	Membership							Reports					Finance		LCIF
Club Number	Club Name	Charter Date		Current Member Count	YTD Members Added	YTD Members Dropped	YTD Net Growth	YTD Net Growth%	Member Count 12 Months Ago	Avg. length of service for dropped members	Months Since Last MMR ***	Yrs. Since Last Officer Report	President Rotation	Vice President Reported ****	Months Since Last Activity Report ***	Account Balance	Donations for current Fiscal Year	
			Number of times on status quo within last two years	If below 15 members appears				If net loss is greater than 20% appears			If no report in 3 months appears in	When more than one year appears in	Number of repeat terms	Notes the officers that do not have an active	If no report at 12 months appears in red			
Clubs less than two years old																		
157174	Zhejiang Dong Ou	06/13/2024	Active	31	3	0	3	10.71%	28		2		2	P,S,T,M,VP SC	N/A			
156101	Zhejiang Four-leaf Clover	10/20/2023	Active	28	3	4	-1	-3.45%	29	2	0			P,S,T,M,VP SC	N/A			
Exc Award (06/30/2024)																		
179539	Zhejiang Gang Cheng	03/20/2025	Active	27	31	4	27	100.00%	0	0	0			P,S,T,M,VP SC	N/A			
179182	Zhejiang Hua Shi	12/27/2024	Active	25	34	9	25	100.00%	0	0	0			P,S,T,M,VP SC	N/A			
177958	Zhejiang Hui Shi	12/27/2024	Active	22	31	9	22	100.00%	0	5	0			P,S,T,M,VP SC	N/A			
181189	Zhejiang Le Shi	03/20/2025	Active	26	27	1	26	100.00%	0	10	2			P,S,T,M,VP SC	N/A			
179185	Zhejiang Li Zhou	03/20/2025	Active	36	38	2	36	100.00%	0	0	0			P,S,T,M,VP SC	N/A			
157710	Zhejiang Nan Lei	06/28/2024	Active	28	4	3	1	3.70%	27	1	0		None	P,S,T,M,VP SC	N/A			
156096	Zhejiang Oriental Volunteer	10/20/2023	Active	26	3	6	-3	-10.34%	29	2	0			P,S,T,M,VP SC	N/A		\$1,000.00	
181237	Zhejiang Ping Shan	03/18/2025	Active	27	29	2	27	100.00%	0	0	0			P,S,T,M,VP SC	N/A			
178244	Zhejiang Shen Jia	12/10/2024	Active	20	27	7	20	100.00%	0	1	0		2	P,S,T,M,VP SC	N/A			
179706	Zhejiang Silk Capital	03/20/2025	Active	25	28	3	25	100.00%	0	0	0			P,S,T,M,VP SC	N/A			
157049	Zhejiang Tai He	01/22/2024	Active	17	3	9	-6	-26.09%	23	1	0		2	P,S,T,M,VP SC	N/A			
179181	Zhejiang Tong Hui	12/27/2024	Active	22	36	14	22	100.00%	0	0	0			P,S,T,M,VP SC	N/A			
179540	Zhejiang Tong Xin Yuan	03/10/2025	Active	28	30	2	28	100.00%	0	0	0			P,S,T,M,VP SC	N/A		\$1,000.00	
179541	Zhejiang Wu Chuan	12/27/2024	Active	25	27	2	25	100.00%	0	0	0			P,S,T,M,VP SC	N/A		\$1,000.00	
178245	Zhejiang Xu Shi	01/02/2025	Active	26	30	4	26	100.00%	0	0	0			P,S,T,M,VP SC	N/A			
179542	Zhejiang Zheng Xin Wei Xiao	03/20/2025	Active	26	27	1	26	100.00%	0	0	0			P,S,T,M,VP SC	N/A			
Clubs more than two years old																		
118002	ZHEJIANG AI XIN	10/12/2012	Active	25	1	4	-3	-10.71%	28	9	0			P,S,T,M,VP SC	N/A			
124989	Zhejiang Ao Shui	06/16/2015	Active	50	2	0	2	4.17%	48		8			P,S,T,M,VP SC	N/A			
Exc Award (06/03/2018, 06/30/2022)																		
115162	ZHEJIANG BA YONG	09/26/2011	Active	35	4	9	-5	-12.50%	40	8	0			P,S,T,M,VP SC	N/A		\$1,000.00	
Exc Award (06/30/2017)																		



# Club Health Assessment for District 386 through June 2025

			Status	Membership							Reports					Finance		LCIF
Club Number	Club Name	Charter Date		Current Member Count	YTD Members Added	YTD Members Dropped	YTD Net Growth	YTD Net Growth%	Member Count 12 Months Ago	Avg. length of service for dropped members	Months Since Last MMR ***	Yrs. Since Last Officer Report	President Rotation	Vice President Reported ****	Months Since Last Activity Report ***	Account Balance	Donations for current Fiscal Year	
			Number of times on status quo within last two years	If below 15 members appears				If net loss is greater than 20% appears			If no report in 3 months appears in	When more than one year appears in	Number of repeat terms	Notes the officers that do not have appears in an active	If no report at 12 months red			
126860	Zhejiang Bai He	02/15/2016	Active	25	4	2	2	8.70%	23	8	0			P,S,T,M,VP SC	N/A			
	Exc Award (06/30/2024)																	
130513	Zhejiang Bai Lu	03/22/2017	Active	2	2	2	0	0.00%	2	6	0	3	None	P,S,T,M,VP SC	N/A			
115945	ZHEJIANG BANRUO	01/27/2012	Active	0	0	13	-13	-100.00%	13	7	0	1	None	P,S,T,M,VP SC	N/A			
110173	ZHEJIANG BLUE SKY	01/26/2011	Active	20	1	0	1	5.26%	19		0			P,S,T,M,VP SC	24+			
130827	Zhejiang Chao Yue	04/28/2017	Active	29	7	11	-4	-12.12%	33	3	0			P,S,T,M,VP SC	N/A			
	Exc Award (06/30/2018)																	
119256	ZHEJIANG CHUAN QI	04/29/2013	Active	40	0	3	-3	-6.98%	43	10	0			P,S,T,M,VP SC	N/A			
	Exc Award (06/30/2016, 06/30/2017, 06/30/20																	
127439	Zhejiang Ci Hang	05/03/2016	Active	14	6	7	-1	-6.67%	15	9	0			P,S,T,M,VP SC	N/A			
	Exc Award (06/30/2017)																	
112084	ZHEJIANG DAAI	08/24/2011	Active	29	1	0	1	3.57%	28		2			P,S,T,M,VP SC	N/A			
	Exc Award (06/30/2017)																	
121179	Zhejiang Da Yu	01/21/2014	Active	12	9	10	-1	-7.69%	13	6	0			P,S,T,M,VP SC	N/A			
129723	Zhejiang Dong Fang Chen Xi	12/29/2016	Active	35	7	1	6	20.69%	29	2	0			P,S,T,M,VP SC	N/A			
118700	ZHEJIANG DONG FANG CI MING	01/31/2013	Active	30	3	1	2	7.14%	28	8	0			P,S,T,M,VP SC	N/A		\$3,000.00	
	Exc Award (06/30/2023)																	
127480	Zhejiang Dong Fang Hong	05/06/2016	Active	23	7	7	0	0.00%	23	9	0			P,S,T,M,VP SC	24+			
120504	Zhejiang Dong Fang Ming Zhu	10/08/2013	Active	30	5	2	3	11.11%	27	9	0		2	P,S,T,M,VP SC	N/A			
	Exc Award (06/30/2017)																	
128599	Zhejiang Dong Fang Shi Cheng	08/15/2016	Active	27	4	5	-1	-3.57%	28	2	0			P,S,T,M,VP SC	N/A			
110903	ZHEJIANG DONG FANG YANG GUANG	04/26/2011	Active	23	1	1	0	0.00%	23	13	0			P,S,T,M,VP SC	24+			
	Exc Award (06/30/2016, 06/30/2017)																	
121284	Zhejiang Dong Hai	01/29/2014	Active	28	8	3	5	21.74%	23	2	0			P,S,T,M,VP SC	N/A			
107729	ZHEJIANG DREAM ACHIEVEMENT	03/08/2010	Active	23	6	7	-1	-4.17%	24	5	0			P,S,T,M,VP SC	24+			
120152	Zhejiang Fei Yue	08/14/2013	Cancelled(6*)	0	0	0	0	0.00%	0		17	2	None	P,S,T,M,VP SC	N/A			
117654	ZHEJIANG FENG XIAN	08/14/2012	Active	35	4	0	4	12.90%	31		3			P,S,T,M,VP SC	N/A			



# Club Health Assessment for District 386 through June 2025

			Status	Membership							Reports					Finance		LCIF
Club Number	Club Name	Charter Date		Current Member Count	YTD Members Added	YTD Members Dropped	YTD Net Growth	YTD Net Growth%	Member Count 12 Months Ago	Avg. length of service for dropped members	Months Since Last MMR ***	Yrs. Since Last Officer Report	President Rotation	Vice President Reported ****	Months Since Last Activity Report ***	Account Balance	Donations for current Fiscal Year	
			Number of times on status quo within last two years	If below 15 members appears						If net loss is greater than 20% appears	If no report in 3 months appears in			When more than one year appears in	Number of repeat terms	Notes the officers that do not have an active	If no report at 12 months appears in red	
130013	Zhejiang Fu Yuan	02/13/2017	Active	17	14	14	0	0.00%	17	6	0				P,S,T,M,VP SC	N/A		
112083	ZHEJIANG GAO XIN	08/24/2011	Active	25	2	6	-4	-13.79%	29	10	0				P,S,T,M,VP SC	N/A		
Exc Award (06/30/2018, 06/30/2021)																		
123671	Zhejiang Golf	11/20/2014	Active	35	5	0	5	16.67%	30		0				P,S,T,M,VP SC	N/A		\$1,000.00
Exc Award (06/30/2017, 06/30/2018, 06/30/2020)																		
112032	ZHEJIANG GREEN VALLEY	08/10/2011	Active	28	1	1	0	0.00%	28	14	8				P,S,T,M,VP SC	N/A		
110229	ZHEJIANG GROUP VOLUNTEER TEAM	01/27/2011	Active	45	10	8	2	4.65%	43	4	0				P,S,T,M,VP SC	24+		\$1,000.00
Exc Award (06/30/2016, 06/30/2017, 06/30/2020)																		
124347	Zhejiang Gu Yue	04/08/2015	Active	1	0	0	0	0.00%	1		12	2	None		P,S,T,M,VP SC	N/A		
123401	Zhejiang Guang Ming	10/16/2014	Active	27	5	6	-1	-3.57%	28	3	0				P,S,T,M,VP SC	N/A		
Exc Award (06/30/2018)																		
129586	Zhejiang Hai Hang	12/14/2016	Active	31	1	1	0	0.00%	31	0	8				P,S,T,M,VP SC	N/A		\$1,000.00
128600	Zhejiang Hai Liang	08/17/2016	Active	25	3	4	-1	-3.85%	26	6	0				P,S,T,M,VP SC	N/A		
Exc Award (06/30/2018)																		
126836	Zhejiang Hai Men	02/11/2016	Active	33	0	4	-4	-10.81%	37	5	0				P,S,T,M,VP SC	N/A		
Exc Award (06/30/2018, 06/30/2023, 06/30/2020)																		
127787	Zhejiang Hai Shi	06/10/2016	Active	30	2	0	2	7.14%	28		8				P,S,T,M,VP SC	N/A		
119255	ZHEJIANG HE MU	04/29/2013	Active	23	5	8	-3	-11.54%	26	5	0				P,S,T,M,VP SC	N/A		
Exc Award (06/30/2017)																		
127429	Zhejiang Hong Ai	05/03/2016	Cancelled(6*)	0	0	0	0	0.00%	0		43	4	None		P,S,T,M,VP SC	N/A		
116716	ZHEJIANG HONG XIN	05/03/2012	Active	0	0	0	0	0.00%	0		41	5	None		P,S,T,M,VP SC	N/A		
130525	Zhejiang Hong Yuan	03/22/2017	Active	29	6	6	0	0.00%	29	6	0	1	None		P,S,T,M,VP SC	N/A		
Exc Award (06/30/2018)																		
119254	ZHEJIANG HUI RUN	04/29/2013	Active	58	2	0	2	3.57%	56		6				P,S,T,M,VP SC	N/A		\$2,000.00
Exc Award (06/30/2024)																		
110549	ZHEJIANG JI XIANG	03/10/2011	Active	22	2	5	-3	-12.00%	25	3	0				P,S,T,M,VP SC	24+		
124992	Zhejiang Jia He	06/16/2015	Active	28	6	4	2	7.69%	26	3	0				P,S,T,M,VP SC	N/A		
Exc Award (06/30/2022)																		



# Club Health Assessment for District 386 through June 2025

			Status	Membership							Reports					Finance		LCIF
Club Number	Club Name	Charter Date		Current Member Count	YTD Members Added	YTD Members Dropped	YTD Net Growth	YTD Net Growth%	Member Count 12 Months Ago	Avg. length of service for dropped members	Months Since Last MMR ***	Yrs. Since Last Officer Report	President Rotation	Vice President Reported ****	Months Since Last Activity Report ***	Account Balance	Donations for current Fiscal Year	
			Number of times on status quo within last two years	If below 15 members appears				If net loss is greater than 20% appears			If no report in 3 months appears in	When more than one year appears in	Number of repeat terms	Notes the officers that do not have appears in an active	If no report at 12 months red			
128601	Zhejiang Jian Ci	08/12/2016	Active	17	9	9	0	0.00%	17	4	0			P,S,T,M,VP SC	N/A			
111704	ZHEJIANG JIAN HU	07/28/2011	Active	35	8	0	8	29.63%	27		2			P,S,T,M,VP SC	N/A			
127660	Zhejiang Jiang Nan	05/31/2016	Active	20	14	12	2	11.11%	18	5	0			P,S,T,M,VP SC	N/A		\$1,000.00	
110552	ZHEJIANG JIU SHI	03/11/2011	Active	5	6	17	-11	-68.75%	16	11	0	3	None	P,S,T,M,VP SC	24+			
117653	ZHEJIANG KYLIN	08/14/2012	Active	32	0	4	-4	-11.11%	36	11	0			P,S,T,M,VP SC	N/A			
Exc Award (06/30/2016, 06/30/2017)																		
127546	Zhejiang Lan Meng	05/24/2016	Active	39	4	2	2	5.41%	37	7	0			P,S,T,M,VP SC	N/A			
Exc Award (06/30/2017)																		
129546	Zhejiang Lan Shi	12/05/2016	Active	22	4	8	-4	-15.38%	26	7	0			P,S,T,M,VP SC	N/A		\$1,000.00	
118702	ZHEJIANG LIAN HE	01/31/2013	Active	25	4	6	-2	-7.41%	27	10	0			P,S,T,M,VP SC	N/A			
130457	Zhejiang Liao Yuan	03/16/2017	Active	19	4	7	-3	-13.64%	22	6	0			P,S,T,M,VP SC	N/A			
124019	Zhejiang Ling Jiang	01/20/2015	Active	31	1	3	-2	-6.06%	33	9	0			P,S,T,M,VP SC	N/A			
Exc Award (06/30/2018)																		
116303	ZHEJIANG LIRENXING	03/13/2012	Cancelled(6*)	0	0	0	0	0.00%	0		42	3	None	P,S,T,M,VP SC	N/A			
Exc Award (06/30/2017)																		
125646	Zhejiang Liu Dao	08/17/2015	Active	34	7	2	5	17.24%	29	6	0			P,S,T,M,VP SC	N/A		\$1,000.00	
121603	Zhejiang Liu He	03/17/2014	Active	26	3	5	-2	-7.14%	28	4	0			P,S,T,M,VP SC	N/A			
Exc Award (06/30/2017)																		
126211	Zhejiang Long Cheng	11/16/2015	Active	32	3	4	-1	-3.03%	33	5	0			P,S,T,M,VP SC	N/A			
Exc Award (06/30/2017, 06/30/2022)																		
129588	Zhejiang Long Feng	12/14/2016	Active	13	7	10	-3	-18.75%	16	4	0			P,S,T,M,VP SC	N/A			
129255	Zhejiang Long Xing Zhe	11/14/2016	Active	35	3	3	0	0.00%	35	9	0			P,S,T,M,VP SC	N/A			
112031	ZHEJIANG LONG ZHI DUI	08/08/2011	Active	42	3	0	3	7.69%	39		0			P,S,T,M,VP SC	N/A		\$1,000.00	
Exc Award (06/30/2017, 06/30/2021, 06/30/2022)																		
124990	Zhejiang Mei Du	06/16/2015	Active	23	11	7	4	21.05%	19	6	0			P,S,T,M,VP SC	N/A			
124061	Zhejiang Mei Gao	01/26/2015	Active	26	1	2	-1	-3.70%	27	2	0			P,S,T,M,VP SC	N/A			
116719	ZHEJIANG MEI HAO	05/03/2012	Active	22	3	8	-5	-18.52%	27	10	0			P,S,T,M,VP SC	N/A			



# Club Health Assessment for District 386 through June 2025

			Status	Membership							Reports					Finance		LCIF
Club Number	Club Name	Charter Date		Current Member Count	YTD Members Added	YTD Members Dropped	YTD Net Growth	YTD Net Growth%	Member Count 12 Months Ago	Avg. length of service for dropped members	Months Since Last MMR ***	Yrs. Since Last Officer Report	President Rotation	Vice President Reported ****	Months Since Last Activity Report ***	Account Balance	Donations for current Fiscal Year	
			Number of times on status quo within last two years	If below 15 members appears					If net loss is greater than 20% appears			If no report in 3 months appears in	When more than one year appears in	Number of repeat terms	Notes the officers that do not have appears in an active	If no report at 12 months red		
Exc Award (06/30/2016, 06/30/2017)																		
111702	ZHEJIANG MEI XIN	07/28/2011	Active	19	5	9	-4	-17.39%	23	7	0		None	P,S,T,M,VP SC	N/A			
115985	ZHEJIANG MEIDE	02/01/2012	Active	21	4	10	-6	-22.22%	27	8	0			P,S,T,M,VP SC	N/A			
Exc Award (06/30/2017)																		
124991	Zhejiang Meng Xiang	06/16/2015	Cancelled(6*)	0	0	0	0	0.00%	0		67	6	None	P,S,T,M,VP SC	N/A			
120156	Zhejiang Min Xin	08/15/2013	Active	29	13	3	10	52.63%	19	4	2			P,S,T,M,VP SC	N/A			
117182	ZHEJIANG MING DE	06/15/2012	Active	23	4	11	-7	-23.33%	30	4	0			P,S,T,M,VP SC	N/A			
Exc Award (06/30/2022, 06/30/2023, 06/30/2024)																		
121744	Zhejiang Ming Zhou	03/31/2014	Active	33	1	0	1	3.13%	32		3			P,S,T,M,VP SC	N/A			
Exc Award (06/30/2016)																		
107730	ZHEJIANG MINGYUE	03/08/2010	Active	37	1	3	-2	-5.13%	39	6	0			P,S,T,M,VP SC	24+		\$1,000.00	
Exc Award (06/30/2017, 06/30/2024)																		
128602	Zhejiang Nan Jiang	08/17/2016	Active	30	3	2	1	3.45%	29	5	0			P,S,T,M,VP SC	N/A			
110174	ZHEJIANG NAN KONG	01/26/2011	Active	37	5	2	3	8.82%	34	11	0			P,S,T,M,VP SC	24+			
128922	Zhejiang Oriental Auspicious Clouds	09/19/2016	Active	16	5	7	-2	-11.11%	18	6	0			P,S,T,M,VP SC	N/A			
110550	ZHEJIANG ORIENTAL LIONS SOURCE	03/10/2011	Active	30	3	10	-7	-18.92%	37	7	0			P,S,T,M,VP SC	24+			
Exc Award (06/30/2016, 06/30/2017)																		
119362	ZHEJIANG OU JIANG	05/14/2013	Active	22	3	3	0	0.00%	22	8	0			P,S,T,M,VP SC	N/A			
124349	Zhejiang Ou Yue	04/08/2015	Cancelled(6*)	0	0	0	0	0.00%	0		30	3	None	P,S,T,M,VP SC	N/A			
130826	Zhejiang Pan Shi	04/28/2017	Active	36	9	2	7	24.14%	29	0	0			P,S,T,M,VP SC	N/A			
130437	Zhejiang Pu Gong Ying Gao Er Fu	03/16/2017	Active	36	5	4	1	2.86%	35	5	0			P,S,T,M,VP SC	N/A		\$2,000.00	
Exc Award (06/30/2021, 06/30/2022)																		
110309	ZHEJIANG PU JIANG	02/03/2011	Active	25	11	7	4	19.05%	21	7	0			P,S,T,M,VP SC	24+			
Exc Award (06/30/2017)																		
134926	Zhejiang Pudu	05/29/2018	Active	31	6	5	1	3.33%	30	2	0		2	P,S,T,M,VP SC	N/A			
124993	Zhejiang Qi Hang	06/16/2015	Active	32	5	4	1	3.23%	31	6	0			P,S,T,M,VP SC	N/A		\$1,000.00	
121287	Zhejiang Qi Xin	01/29/2014	Active	45	8	10	-2	-4.26%	47	5	0			P,S,T,M,VP SC	N/A			



# Club Health Assessment for District 386 through June 2025

			Status	Membership							Reports					Finance		LCIF			
Club Number	Club Name	Charter Date		Current Member Count	YTD Members Added	YTD Members Dropped	YTD Net Growth	YTD Net Growth%	Member Count 12 Months Ago	Avg. length of service for dropped members	Months Since Last MMR ***	Yrs. Since Last Officer Report	President Rotation	Vice President Reported ****	Months Since Last Activity Report ***	Account Balance	Donations for current Fiscal Year				
			Number of times on status quo within last two years	If below 15 members appears					If net loss is greater than 20% appears						If no report in 3 months appears in	When more than one year appears in	Number of repeat terms	Notes the officers that do not have an active	If no report at 12 months appears in red		
Exc Award (06/30/2018)																					
116297	ZHEJIANG QIAN TANG SHI FENG	03/13/2012	Active	39	7	4	3	8.33%	36	5	0				P,S,T,M,VP SC	N/A					
Exc Award (06/30/2017)																					
128901	Zhejiang Qian Wan	09/19/2016	Cancelled(6*)	0	0	0	0	0.00%	0		12	1	None		P,S,T,M,VP SC	N/A					
107728	ZHEJIANG QIANCHAO	03/08/2010	Active	27	2	3	-1	-3.57%	28	2	0				P,S,T,M,VP SC	24+		\$1,000.00			
117655	ZHEJIANG QING HE	08/15/2012	Active	38	9	6	3	8.57%	35	9	0				P,S,T,M,VP SC	N/A					
Exc Award (06/30/2018)																					
127478	Zhejiang Qun Yan	05/13/2016	Active	42	12	4	8	23.53%	34	5	0		None		P,S,T,M,VP SC	N/A		\$2,000.00			
Exc Award (06/30/2017, 06/30/2022)																					
129553	Zhejiang Qun Ying	12/05/2016	Active	25	5	6	-1	-3.85%	26	3	0				P,S,T,M,VP SC	N/A					
107727	ZHEJIANG RAINBOW	03/08/2010	Active	37	16	1	15	68.18%	22	0	3				P,S,T,M,VP SC	24+					
125415	Zhejiang Ru Yi	07/16/2015	Active	15	7	6	1	7.14%	14	7	0				P,S,T,M,VP SC	N/A					
129954	Zhejiang Ruo Shui	01/26/2017	Active	29	3	0	3	11.54%	26		2				P,S,T,M,VP SC	N/A					
122229	Zhejiang San Bei	05/15/2014	Active	38	5	5	0	0.00%	38	10	0				P,S,T,M,VP SC	N/A					
127768	Zhejiang Shan De	06/03/2016	Active	34	8	4	4	13.33%	30	8	0				P,S,T,M,VP SC	N/A					
Exc Award (06/30/2018)																					
126212	Zhejiang Shen Ai	12/11/2015	Active	27	2	6	-4	-12.90%	31	3	3				P,S,T,M,VP SC	N/A					
126529	Zhejiang Shen Shi	01/18/2016	Active	28	11	1	10	55.56%	18	1	2				P,S,T,M,VP SC	N/A					
126884	Zhejiang Shen Xin	02/18/2016	Active	27	2	6	-4	-12.90%	31	4	0				P,S,T,M,VP SC	N/A					
133852	Zhejiang Shi Ai Fei Yang	02/27/2018	Active	42	5	3	2	5.00%	40	6	0				P,S,T,M,VP SC	N/A					
Exc Award (06/30/2021)																					
121286	Zhejiang Shi Kang	01/29/2014	Cancelled(6*)	0	0	0	0	0.00%	0		36	3	None		P,S,T,M,VP SC	N/A					
134197	Zhejiang Shi Meng	03/23/2018	Active	36	36	0	36	100.00%	0		3				P,S,T,M,VP SC	N/A					
129587	Zhejiang Shi Xin	12/14/2016	Active	25	4	5	-1	-3.85%	26	6	2				P,S,T,M,VP SC	N/A					
121285	Zhejiang Shi Yuan	01/29/2014	Active	39	7	2	5	14.71%	34	12	0				P,S,T,M,VP SC	N/A					
124348	Zhejiang Shuang Long	04/08/2015	Active	25	1	1	0	0.00%	25	14	0				P,S,T,M,VP SC	N/A					



# Club Health Assessment for District 386 through June 2025

			Status	Membership							Reports					Finance		LCIF
Club Number	Club Name	Charter Date		Current Member Count	YTD Members Added	YTD Members Dropped	YTD Net Growth	YTD Net Growth%	Member Count 12 Months Ago	Avg. length of service for dropped members	Months Since Last MMR ***	Yrs. Since Last Officer Report	President Rotation	Vice President Reported ****	Months Since Last Activity Report ***	Account Balance	Donations for current Fiscal Year	
			Number of times on status quo within last two years	If below 15 members appears				If net loss is greater than 20% appears			If no report in 3 months appears in	When more than one year appears in	Number of repeat terms	Notes the officers that do not have appears in an active	If no report at 12 months red			
126479	Zhejiang Shun Jiang Exc Award (06/30/2018)	01/07/2016	Active	34	7	3	4	13.33%	30	9	0			P,S,T,M,VP SC	N/A			
133308	Zhejiang Song Gu	12/01/2017	Active	12	9	12	-3	-20.00%	15	2	0			P,S,T,M,VP SC	N/A			
107801	ZHEJIANG SUNSHINE Exc Award (06/30/2016, 06/30/2017)	03/12/2010	Active	42	9	3	6	16.67%	36	15	0			P,S,T,M,VP SC	24+		\$1,000.00	
110859	ZHEJIANG TAI SHAN Exc Award (06/30/2017)	04/19/2011	Active	27	5	1	4	17.39%	23	0	0			P,S,T,M,VP SC	24+			
120575	Zhejiang Tai Yang	10/18/2013	Active	34	4	6	-2	-5.56%	36	7	0			P,S,T,M,VP SC	N/A			
116300	ZHEJIANG TIAN YI	03/13/2012	Cancelled(6*)	0	0	0	0	0.00%	0		43	4	None	P,S,T,M,VP SC	N/A			
119424	ZHEJIANG WU SHANG Exc Award (06/30/2018)	05/21/2013	Active	43	5	3	2	4.88%	41	5	0			P,S,T,M,VP SC	N/A			
116718	ZHEJIANG WUYUE TONGZHOU	05/03/2012	Active	22	4	4	0	0.00%	22	3	0			P,S,T,M,VP SC	N/A			
121178	Zhejiang Xi Wang Exc Award (06/30/2021)	01/21/2014	Active	65	7	3	4	6.56%	61	9	0			P,S,T,M,VP SC	N/A		\$2,000.00	
124016	Zhejiang Xian Hua Exc Award (06/30/2017)	01/20/2015	Active	33	1	3	-2	-5.71%	35	10	0			P,S,T,M,VP SC	N/A			
110310	ZHEJIANG XIANG HU	02/03/2011	Active	24	6	5	1	4.35%	23	11	0			P,S,T,M,VP SC	24+			
112034	ZHEJIANG XIANG YUN	08/10/2011	Active	26	3	0	3	13.04%	23		0			P,S,T,M,VP SC	N/A			
115722	ZHEJIANG XIAO RAN	12/21/2011	Active	24	7	10	-3	-11.11%	27	10	0			P,S,T,M,VP SC	N/A			
122640	Zhejiang Xin Huo	06/26/2014	Active	33	5	1	4	13.79%	29	9	0			P,S,T,M,VP SC	N/A			
116713	ZHEJIANG XIN QING NIAN	05/01/2012	Cancelled(6*)	0	0	0	0	0.00%	0		43	5	None	P,S,T,M,VP SC	N/A			
112085	ZHEJIANG XIN TIAN YI	08/24/2011	Active	30	4	4	0	0.00%	30	8	0			P,S,T,M,VP SC	N/A			
110901	ZHEJIANG XIN ZHI Exc Award (06/30/2016, 06/30/2017)	04/26/2011	Active	31	5	1	4	14.81%	27	0	0			P,S,T,M,VP SC	24+			
126859	Zhejiang Xing Chen Exc Award (06/30/2018)	02/15/2016	Active	28	4	3	1	3.70%	27	9	0			P,S,T,M,VP SC	N/A			
129555	Zhejiang Xing Hai	12/05/2016	Cancelled(6*)	0	0	0	0	0.00%	0		42	5	None	P,S,T,M,VP SC	N/A			



# Club Health Assessment for District 386 through June 2025

			Status	Membership							Reports				Finance	LCIF	
Club Number	Club Name	Charter Date		Current Member Count	YTD Members Added	YTD Members Dropped	YTD Net Growth	YTD Net Growth%	Member Count 12 Months Ago	Avg. length of service for dropped members	Months Since Last MMR ***	Yrs. Since Last Officer Report	President Rotation	Vice President Reported ****	Months Since Last Activity Report ***	Account Balance	Donations for current Fiscal Year
			Number of times on status quo within last two years	If below 15 members appears				If net loss is greater than 20% appears			If no report in 3 months appears in	When more than one year appears in	Number of repeat terms	Notes the officers that do not have appears in an active	If no report at 12 months red		
119364	ZHEJIANG XING MENG	05/14/2013	Cancelled(6*)	0	0	0	0	0.00%	0		43	4	None	P,S,T,M,VP SC	N/A		
128963	Zhejiang Xing Yuan	09/21/2016	Active	25	0	0	0	0.00%	25		42			P,S,T,M,VP SC	N/A		
116715	ZHEJIANG XINGFU TONGCHENG	05/16/2012	Active	27	3	3	0	0.00%	27	10	0			P,S,T,M,VP SC	N/A		
122639	Zhejiang Xiong Shi	06/26/2014	Active	39	6	0	6	18.18%	33		3			P,S,T,M,VP SC	N/A		\$3,000.00
122263	Zhejiang Xiong Zhen	05/19/2014	Active	29	3	2	1	3.57%	28	5	1			P,S,T,M,VP SC	N/A		
107802	ZHEJIANG XIZI	03/12/2010	Active	38	2	1	1	2.70%	37	8	0			P,S,T,M,VP SC	24+		\$1,000.00
123612	Zhejiang Yan Shan	11/12/2014	Active	41	0	3	-3	-6.82%	44	9	0			P,S,T,M,VP SC	N/A		
121703	Zhejiang Yang Ming	03/27/2014	Active	28	0	1	-1	-3.45%	29	5	0			P,S,T,M,VP SC	N/A		\$1,000.00
Exc Award (06/30/2016)																	
121717	Zhejiang Yao Bei	03/28/2014	Active	20	2	2	0	0.00%	20	7	0			P,S,T,M,VP SC	N/A		
129952	Zhejiang Yi Bai	01/26/2017	Active	31	4	4	0	0.00%	31	4	0			P,S,T,M,VP SC	N/A		
Exc Award (06/30/2018, 06/30/2023)																	
124934	Zhejiang Yi Du	05/28/2015	Active	47	3	4	-1	-2.08%	48	4	0			P,S,T,M,VP SC	N/A		\$2,000.00
Exc Award (06/30/2016, 06/30/2017, 06/30/2020)																	
120237	Zhejiang Yi Jia	08/28/2013	Active	33	3	6	-3	-8.33%	36	9	0			P,S,T,M,VP SC	N/A		
129257	Zhejiang Yi Jia Ren	10/21/2016	Active	14	3	5	-2	-12.50%	16	2	0			P,S,T,M,VP SC	N/A		
125416	Zhejiang Yong Gang	08/04/2015	Cancelled(6*)	0	0	0	0	0.00%	0		38	5	None	P,S,T,M,VP SC	N/A		
129585	Zhejiang Yong Ning	12/14/2016	Active	20	6	2	4	25.00%	16	8	0			P,S,T,M,VP SC	N/A		
126478	Zhejiang Yong Xing	01/07/2016	Active	23	3	2	1	4.55%	22	9	0			P,S,T,M,VP SC	N/A		
129947	Zhejiang Yu Cang	01/27/2017	Active	22	0	8	-8	-26.67%	30	3	0			P,S,T,M,VP SC	N/A		
133212	Zhejiang Yu Hang	11/27/2017	Active	27	2	8	-6	-18.18%	33	4	0			P,S,T,M,VP SC	N/A		
Exc Award (06/30/2023)																	
119423	ZHEJIANG YUAN MENG	05/21/2013	Active	30	3	6	-3	-9.09%	33	9	0			P,S,T,M,VP SC	N/A		\$1,000.00
Exc Award (06/30/2017, 06/30/2018)																	
131218	Zhejiang Yun Jiang	06/14/2017	Active	32	2	0	2	6.67%	30		8			P,S,T,M,VP SC	N/A		
111723	ZHEJIANG ZHEDONG	08/03/2011	Active	34	2	3	-1	-2.86%	35	13	0			P,S,T,M,VP SC	N/A		\$1,000.00



## Club Health Assessment for District 386 through June 2025

				Status							Membership							Reports				Finance		LCIF																																																																																																																																																																																																																																																																																																																																																																																																																																																																																																																																																																																																																																																																																																													
Club Number	Club Name	Charter Date																																																																																																																																																																																																																																																																																																																																																																																																																																																																																																																																																																																																																																																																																																																																			

\* - P - Priority Club. Cancellation Reasons: 1-Objectives/conduct, 2-Non-active club, 5-Non-existing club, 6-Disbanding, 7-Merger, 8-Financial Suspension, 9-District/Multiple District Dues.

\*\* - Abbreviation: P-President, S-Secretary, T-Treasurer, M-Member Chairperson, VP-First Vice President, MC-Communications Chairperson, SC-Service Chairperson

\*\*\* - Abbreviation: N/R - Never reported using the Lions Clubs website, N/A - Not applicable, No password registered for the Lions Clubs website.

\*\*\*\* - Abbreviation: N - New, IP - Immediate Past, R - Repeat.



# Club Health Assessment for District 387 through June 2025

			Status	Membership							Reports					Finance		LCIF
Club Number	Club Name	Charter Date		Current Member Count	YTD Members Added	YTD Members Dropped	YTD Net Growth	YTD Net Growth%	Member Count 12 Months Ago	Avg. length of service for dropped members	Months Since Last MMR ***	Yrs. Since Last Officer Report	President Rotation	Vice President Reported ****	Months Since Last Activity Report ***	Account Balance	Donations for current Fiscal Year	
			Number of times on status quo within last two years	If below 15 members appears				If net loss is greater than 20% appears			If no report in 3 months appears in	When more than one year appears in	Number of repeat terms	Notes the officers that do not have appears in an active	If no report at 12 months red			
Clubs less than two years old																		
156476	Shenyang Chaozuan	12/08/2023	Active	27	17	7	10	58.82%	17	1	0			P,S,T,M,VP SC	N/A		\$2,020.00	
156919	Shenyang Cize	01/16/2024	Active	28	8	8	0	0.00%	28	5	0			P,S,T,M,VP SC	N/A		\$1,020.00	
Exc Award (06/30/2024)																		
181689	Shenyang Deze	04/23/2025	Newly Chartered	23	24	1	23	100.00%	0	9	2			P,S,T,M,VP SC	N/A			
157900	Shenyang Golden	04/11/2024	Active	19	5	12	-7	-26.92%	26	1	0			P,S,T,M,VP SC	N/A		\$2,040.00	
179435	Shenyang Honghaitanhaibao	11/25/2024	Active	21	25	4	21	100.00%	0	0	0			P,S,T,M,VP SC	N/A			
181687	Shenyang Jiaheyisheng	04/23/2025	Newly Chartered	24	25	1	24	100.00%	0	0	1			P,S,T,M,VP SC	N/A			
181182	Shenyang Kundao	03/18/2025	Active	20	30	10	20	100.00%	0	0	0			P,S,T,M,VP SC	N/A		\$1,000.00	
181690	Shenyang Longniao	04/23/2025	Newly Chartered	25	25	0	25	100.00%	0		1			P,S,T,M,VP SC	N/A			
181686	Shenyang Loveyou	04/23/2025	Newly Chartered	27	27	0	27	100.00%	0		2			P,S,T,M,VP SC	N/A			
179455	Shenyang Mingde	11/25/2024	Active	29	34	5	29	100.00%	0	2	0			P,S,T,M,VP SC	N/A			
181688	Shenyang Xinshi	04/23/2025	Newly Chartered	20	20	0	20	100.00%	0		2			P,S,T,M,VP SC	N/A			
156920	Shenyang Yingcai	01/16/2024	Active	29	5	7	-2	-6.45%	31	1	0			P,S,T,M,VP SC	N/A		\$3,020.00	
Exc Award (06/30/2024)																		
181183	Shenyang Yuejiancao	03/18/2025	Active	27	28	1	27	100.00%	0	0	0			P,S,T,M,VP SC	N/A		\$1,000.00	
Clubs more than two years old																		
97089	SHENYANG	05/04/2006	Active	24	14	11	3	14.29%	21	4	0			P,S,T,M,VP SC	24+		\$1,060.00	
Exc Award (06/30/2017, 06/30/2024)																		
131293	Shenyang Ai Bo	06/16/2017	Active	24	5	5	0	0.00%	24	2	0			P,S,T,M,VP SC	N/A			
125896	Shenyang Ai Zhong	09/30/2015	Active	32	2	6	-4	-11.11%	36	5	0			P,S,T,M,VP SC	N/A		\$1,000.00	
Exc Award (06/30/2024)																		
120629	Shenyang Aimeng	10/30/2013	Active	35	0	2	-2	-5.41%	37	4	0			P,S,T,M,VP SC	N/A		\$1,000.00	
Exc Award (06/30/2016)																		



# Club Health Assessment for District 387 through June 2025

			Status	Membership							Reports					Finance	LCIF
Club Number	Club Name	Charter Date		Current Member Count	YTD Members Added	YTD Members Dropped	YTD Net Growth	YTD Net Growth%	Member Count 12 Months Ago	Avg. length of service for dropped members	Months Since Last MMR ***	Yrs. Since Last Officer Report	President Rotation	Vice President Reported ****	Months Since Last Activity Report ***	Account Balance	Donations for current Fiscal Year
			Number of times on status quo within last two years	If below 15 members appears	If net loss is greater than 20% appears					If no report in 3 months appears in		When more than one year appears in	Number of repeat terms	Notes the officers that do not have appears in an active	If no report at 12 months red		
119852	Shenyang Ban Ruo	06/27/2013	Active	30	6	5	1	3.45%	29	6	3			P,S,T,M,VP SC	N/A		\$1,190.00
Exc Award (06/30/2016)																	
109791	SHENYANG BANG HUA	12/01/2010	Active	23	12	3	9	64.29%	14	3	0			P,S,T,M,VP SC	24+		\$1,020.00
Exc Award (06/30/2016)																	
110159	SHENYANG BO AI	01/21/2011	Active	29	14	8	6	26.09%	23	8	0			P,S,T,M,VP SC	24+		\$3,090.00
Exc Award (06/30/2016, 06/30/2023)																	
127659	Shenyang Bolededao	05/24/2016	Active	25	3	2	1	4.17%	24	2	0			P,S,T,M,VP SC	N/A		
123775	Shenyang Caihong	12/09/2014	Active	42	9	2	7	20.00%	35	4	0			P,S,T,M,VP SC	N/A		\$60.00
Exc Award (06/30/2024)																	
109798	SHENYANG CARING	12/01/2010	Active	0	0	6	-6	-100.00%	6	7	8	1	None	P,S,T,M,VP SC	24+		
110802	SHENYANG CI SHENG	04/12/2011	Active	58	9	1	8	16.00%	50	2	0			P,S,T,M,VP SC	24+		\$3,040.00
Exc Award (06/30/2024)																	
110142	SHENYANG DA RUO	01/20/2011	Active	0	0	0	0	0.00%	0		41	5	None	P,S,T,M,VP SC	24+		
Exc Award (06/30/2016)																	
133135	Shenyang Da Yan	11/30/2017	Active	18	7	2	5	38.46%	13	2	0			P,S,T,M,VP SC	N/A		
125895	Shenyang De Shan	09/30/2015	Active	37	5	6	-1	-2.63%	38	7	0		None	P,S,T,M,VP SC	N/A		\$60.00
Exc Award (06/30/2017)																	
133145	Shenyang De Zhong	11/14/2017	Cancelled(6*)	0	0	0	0	0.00%	0		48	5	None	P,S,T,M,VP SC	N/A		
122452	Shenyang Dedao	06/11/2014	Active	0	0	0	0	0.00%	0		38	4	None	P,S,T,M,VP SC	N/A		
Exc Award (06/30/2016, 06/30/2017)																	
110143	SHENYANG GAN EN	01/20/2011	Active	28	4	7	-3	-9.68%	31	6	0			P,S,T,M,VP SC	24+		
Exc Award (06/30/2016, 06/30/2017, 06/30/2020)																	
120632	Shenyang Guanhaiyue	10/30/2013	Active	16	11	8	3	23.08%	13	7	0		2	P,S,T,M,VP SC	N/A		
127344	Shenyang Guang Ming	05/03/2016	Active	33	5	8	-3	-8.33%	36	3	0			P,S,T,M,VP SC	N/A		\$2,020.00
120041	Shenyang Hairuo	07/24/2013	Active	24	8	4	4	20.00%	20	2	0			P,S,T,M,VP SC	N/A		
Exc Award (06/30/2024)																	
130238	Shenyang He Ping	03/01/2017	Cancelled(6*)	0	0	0	0	0.00%	0		58	5	None	P,S,T,M,VP SC	N/A		
120537	Shenyang He Xiang	10/10/2013	Active	22	6	1	5	29.41%	17	5	3			P,S,T,M,VP SC	N/A		



# Club Health Assessment for District 387 through June 2025

			Status	Membership							Reports					Finance		LCIF
Club Number	Club Name	Charter Date		Current Member Count	YTD Members Added	YTD Members Dropped	YTD Net Growth	YTD Net Growth%	Member Count 12 Months Ago	Avg. length of service for dropped members	Months Since Last MMR ***	Yrs. Since Last Officer Report	President Rotation	Vice President Reported ****	Months Since Last Activity Report ***	Account Balance	Donations for current Fiscal Year	
			Number of times on status quo within last two years	If below 15 members appears	If net loss is greater than 20% appears					If no report in 3 months appears in		When more than one year appears in	Number of repeat terms	Notes the officers that do not have appears in an active	If no report at 12 months red			
116370	SHENYANG HEYUAN	03/21/2012	Active	21	2	7	-5	-19.23%	26	3	0			P,S,T,M,VP SC	N/A		\$1,040.00	
Exc Award (06/30/2016)																		
129209	Shenyang Hong Ma	11/02/2016	Active	26	17	11	6	30.00%	20	5	0			P,S,T,M,VP SC	N/A			
129339	Shenyang Hong Ma Nao	01/09/2017	Active	12	7	9	-2	-14.29%	14	4	0	1	None	P,S,T,M,VP SC	N/A			
130374	Shenyang Hong Yan	03/10/2017	Cancelled(6*)	0	0	0	0	0.00%	0		36	3	None	P,S,T,M,VP SC	N/A			
127312	Shenyang Honghaitan	04/19/2016	Active	26	5	7	-2	-7.14%	28	5	0			P,S,T,M,VP SC	N/A		\$20.00	
116599	SHENYANG HOUDE	04/18/2012	Active	1	0	0	0	0.00%	1		8		None	P,S,T,M,VP SC	N/A			
118815	SHENYANG JINSHI	02/20/2013	Active	32	4	8	-4	-11.11%	36	5	0			P,S,T,M,VP SC	N/A		\$20.00	
Exc Award (06/30/2024)																		
123681	Shenyang Kuailexing	11/21/2014	Active	0	0	0	0	0.00%	0		38	4	None	P,S,T,M,VP SC	N/A			
Exc Award (06/30/2016)																		
110157	SHENYANG LE SHI	01/21/2011	Active	16	7	4	3	23.08%	13	4	0			P,S,T,M,VP SC	N/R		\$1,000.00	
124935	Shenyang Liai	06/05/2015	Cancelled(6*)	0	0	0	0	0.00%	0		37	3	None	P,S,T,M,VP SC	N/R			
Exc Award (06/30/2017)																		
129342	Shenyang Lian Hua	01/10/2017	Cancelled(6*)	0	0	0	0	0.00%	0		38	5	None	P,S,T,M,VP SC	N/A			
109793	SHENYANG LVYIN	12/01/2010	Active	22	12	14	-2	-8.33%	24	3	0			P,S,T,M,VP SC	24+			
127491	Shenyang Mu Chun Feng	05/09/2016	Active	0	0	0	0	0.00%	0		51	6	None	P,S,T,M,VP SC	N/A			
121581	Shenyang Pindao	03/13/2014	Active	22	8	3	5	29.41%	17	3	0			P,S,T,M,VP SC	N/A		\$2,040.00	
Exc Award (06/30/2024)																		
133323	Shenyang Qi Lin	12/12/2017	Cancelled(6*)	0	0	0	0	0.00%	0		25	2	None	P,S,T,M,VP SC	N/A			
130158	Shenyang Renaikualexing	02/24/2017	Active	32	15	3	12	60.00%	20	7	0			P,S,T,M,VP SC	N/A		\$60.00	
129720	Shenyang Rui Cheng	01/10/2017	Active	20	6	6	0	0.00%	20	6	0			P,S,T,M,VP SC	N/A		\$20.00	
109795	SHENYANG SHANG RUO	12/01/2010	Active	36	6	2	4	12.50%	32	8	0			P,S,T,M,VP SC	24+		\$37,620.00	
Exc Award (06/30/2016, 06/30/2017, 06/30/2020)																		
116466	SHENYANG SHANGHUA	03/29/2012	Active	27	0	2	-2	-6.90%	29	8	0			P,S,T,M,VP SC	N/A			
109792	SHENYANG SHANXING	12/01/2010	Active	15	10	9	1	7.14%	14	3	0			P,S,T,M,VP SC	N/A			
134196	Shenyang Shanyuan	03/22/2018	Active	23	3	11	-8	-25.81%	31	4	0			P,S,T,M,VP SC	N/A		\$20.00	



# Club Health Assessment for District 387 through June 2025

			Status	Membership							Reports					Finance		LCIF
Club Number	Club Name	Charter Date		Current Member Count	YTD Members Added	YTD Members Dropped	YTD Net Growth	YTD Net Growth%	Member Count 12 Months Ago	Avg. length of service for dropped members	Months Since Last MMR ***	Yrs. Since Last Officer Report	President Rotation	Vice President Reported ****	Months Since Last Activity Report ***	Account Balance	Donations for current Fiscal Year	
			Number of times on status quo within last two years	If below 15 members appears				If net loss is greater than 20% appears			If no report in 3 months appears in	When more than one year appears in	Number of repeat terms	Notes the officers that do not have appears in an active	If no report at 12 months red			
134937	Shenyang Shiai	05/31/2018	Active	12	4	4	0	0.00%	12	3	0			P,S,T,M,VP SC	N/A		\$1,000.00	
124333	Shenyang Shihu	04/27/2015	Active	0	0	0	0	0.00%	0		43	3	None	P,S,T,M,VP SC	N/A			
	Exc Award (06/30/2016)																	
127273	Shenyang Taiyang	04/27/2016	Cancelled(6*)	0	0	0	0	0.00%	0		33	3	None	P,S,T,M,VP SC	N/A			
116375	SHENYANG TONGDE	03/22/2012	Active	24	5	10	-5	-17.24%	29	6	0			P,S,T,M,VP SC	N/A		\$5,040.00	
	Exc Award (06/30/2024)																	
123327	Shenyang Tongxin	10/09/2014	Active	0	0	0	0	0.00%	0		24	2	None	P,S,T,M,VP SC	N/A			
	Exc Award (06/30/2016, 06/30/2017)																	
130371	Shenyang Wan Li Xing	03/15/2017	Cancelled(6*)	0	0	0	0	0.00%	0		26	4	None	P,S,T,M,VP SC	N/A			
115628	SHENYANG XI WANG	11/29/2011	Active	0	0	0	0	0.00%	0		45	3	None	P,S,T,M,VP SC	N/A			
	Exc Award (06/30/2017)																	
120535	Shenyang Xiangyanghua	10/10/2013	Active	36	5	6	-1	-2.70%	37	5	0			P,S,T,M,VP SC	N/A		\$1,020.00	
129707	Shenyang Xiao Mian Ao	01/03/2017	Active	39	9	4	5	14.71%	34	3	0			P,S,T,M,VP SC	N/A		\$5,020.00	
	Exc Award (06/30/2024)																	
116314	SHENYANG XIDAO	03/13/2012	Active	20	1	3	-2	-9.09%	22	3	0			P,S,T,M,VP SC	N/A		\$1,040.00	
120540	Shenyang Xin Hai	10/10/2013	Active	42	7	14	-7	-14.29%	49	4	0			P,S,T,M,VP SC	N/A		\$1,040.00	
	Exc Award (06/30/2024)																	
127345	Shenyang Xin Lian Xin	04/21/2016	Active	0	0	0	0	0.00%	0		54	5	None	P,S,T,M,VP SC	N/A			
121720	Shenyang Xinde	03/28/2014	Active	0	0	0	0	0.00%	0		48	5	None	P,S,T,M,VP SC	N/A			
127490	Shenyang Xing Huo	05/12/2016	Active	19	5	7	-2	-9.52%	21	2	0			P,S,T,M,VP SC	N/A		\$20.00	
116780	SHENYANG XINYUAN	05/04/2012	Active	20	3	2	1	5.26%	19	5	8			P,S,T,M,VP SC	N/A		\$20.00	
126916	Shenyang Yalvjiaing	02/23/2016	Active	20	3	6	-3	-13.04%	23	5	0			P,S,T,M,VP SC	N/A			
129811	Shenyang Yi Mi Yang Guang	01/18/2017	Active	0	0	12	-12	-100.00%	12	5	6	1	None	P,S,T,M,VP SC	N/A			
127500	Shenyang Yuan Shan	05/10/2016	Active	33	10	2	8	32.00%	25	5	0			P,S,T,M,VP SC	N/A		\$60.00	
124686	Shenyang Yuanai	05/08/2015	Active	28	4	3	1	3.70%	27	5	0			P,S,T,M,VP SC	N/A		\$60.00	
116369	SHENYANG YUANMENG	03/21/2012	Active	24	6	4	2	9.09%	22	5	0			P,S,T,M,VP SC	N/A		\$2,390.00	
119851	Shenyang Yulong	06/27/2013	Active	28	5	4	1	3.70%	27	6	0			P,S,T,M,VP SC	N/A		\$80.00	



## Club Health Assessment for District 387 through June 2025

			Status		Membership						Reports					Finance		LCIF		
Club Number	Club Name	Charter Date			Current Member Count	YTD Members Added	YTD Members Dropped	YTD Net Growth	YTD Net Growth%	Member Count 12 Months Ago	Avg. length of service for dropped members	Months Since Last MMR ***	Yrs. Since Last Officer Report	President Rotation	Vice President Reported ****	Months Since Last Activity Report ***	Account Balance	Donations for current Fiscal Year		
			Number of times on status quo within last two years		If below 15 members appears				If net loss is greater than 20% appears			If no report in 3 months appears in	When more than one year appears in	Number of repeat terms		Notes the officers that do not have an active	If no report at 12 months appears in red			
Exc Award (06/30/2016)																				
120631	Shenyang Zhaoyang	10/30/2013	Active		33	12	5	7	26.92%	26	5	0		None	P,S,T,M,VP SC	N/A		\$1,350.00		
116337	SHENYANG ZHENAI	03/19/2012	Active		0	0	0	0	0.00%	0		4	5	None	P,S,T,M,VP SC	N/A				
116316	SHENYANG ZHENYUAN	03/13/2012	Active		24	13	8	5	26.32%	19	2	0			P,S,T,M,VP SC	24+		\$2,040.00		
Exc Award (06/30/2024)																				
130939	Shenyang Zhi Ai	05/17/2017	Cancelled(6*)		0	0	0	0	0.00%	0		48	5	None	P,S,T,M,VP SC	N/A				
109802	SHENYANG ZHI BO	12/02/2010	Active		19	8	2	6	46.15%	13	0	0			P,S,T,M,VP SC	24+				
127476	Shenyang Zhi He	05/05/2016	Active		24	3	3	0	0.00%	24	9	0			P,S,T,M,VP SC	N/A		\$20.00		
131112	Shenyang Zhi Shan	05/31/2017	Active		0	0	0	0	0.00%	0		39	3	None	P,S,T,M,VP SC	N/A				
133324	Shenyang Zhi Yuan	12/06/2017	Active		0	0	0	0	0.00%	0		48	4	None	P,S,T,M,VP SC	N/A				
109796	SHENYANG ZHONG AI	12/01/2010	Active		16	0	1	-1	-5.88%	17	4	0			P,S,T,M,VP SC	24+				
Exc Award (06/30/2016, 06/30/2017)																				
Current Total Clubs Count	YTD New Clubs Count	YTD Cancelled Clubs Count	YTD Net Club Gain	Current Total Members Count	YTD Add	YTD Drop	YTD Net Growth	YTD Net Growth %	Member Count 12 Months Ago	Average Member Count Per Club	% of Clubs with less than 20 members	% No MMR in 3 Months	% No Officer Report in 12 Months	% of Clubs with balance 90+ days	Number of Clubs in Status Quo	% Status Quo Clubs in Financial Suspension	Number of Cancelled Clubs	Average Cancelled Club Age	Members Lost Due to Cancellation	% of Clubs Cancelled for Non-Financial Reasons
77	9	9	0	1,611	598	339	259	19.16%	1,352	21	32%	23%	19%	0%	0	0%	9	8	0	100%

\* - P - Priority Club. Cancellation Reasons: 1-Objectives/conduct, 2-Non-active club, 5-Non-existing club, 6-Disbanding, 7-Merger, 8-Financial Suspension, 9-District/Multiple District Dues.

\*\* - Abbreviation: P-President, S-Secretary, T-Treasurer, M-Member Chairperson, VP-First Vice President, MC-Communications Chairperson, SC-Service Chairperson

\*\*\* - Abbreviation: N/R - Never reported using the Lions Clubs website, N/A - Not applicable, No password registered for the Lions Clubs website.

\*\*\*\* - Abbreviation: N - New, IP - Immediate Past, R - Repeat.



# Club Health Assessment for District 388 through June 2025

			Status	Membership							Reports				Finance		LCIF	
Club Number	Club Name	Charter Date		Current Member Count	YTD Members Added	YTD Members Dropped	YTD Net Growth	YTD Net Growth%	Member Count 12 Months Ago	Avg. length of service for dropped members	Months Since Last MMR ***	Yrs. Since Last Officer Report	President Rotation	Vice President Reported ****	Months Since Last Activity Report ***	Account Balance	Donations for current Fiscal Year	
			Number of times on status quo within last two years	If below 15 members appears					If net loss is greater than 20% appears			If no report in 3 months appears in	When more than one year appears in	Number of repeat terms	Notes the officers that do not have appears in an active	If no report at 12 months red		
Clubs less than two years old																		
179518	Shaanxi Aiyuan	12/03/2024	Active	21	34	13	21	100.00%	0	0	0			P,S,T,M,VP SC	N/A			
179436	Shaanxi Ci Shan Yang Guang	11/27/2024	Active	18	28	10	18	100.00%	0	0	0			P,S,T,M,VP SC	N/A			
179442	Shaanxi Kuaile Jiankang	12/03/2024	Active	25	29	4	25	100.00%	0	0	0			P,S,T,M,VP SC	N/A		\$1,000.00	
179458	ShaanXi Qiande	12/03/2024	Active	28	28	0	28	100.00%	0		6			P,S,T,M,VP SC	N/A			
181898	Shaanxi Qiankun	04/21/2025	Newly Chartered	19	25	6	19	100.00%	0	10	0			P,S,T,M,VP SC	N/A			
176700	Shaanxi Qinchu	09/16/2024	Active	33	41	8	33	100.00%	0	4	0			P,S,T,M,VP SC	N/A		\$1,000.00	
158061	ShaanXi SaiShangMingZhu	06/28/2024	Active	34	6	26	-20	-37.04%	108	1	0		None	P,S,T,M,VP SC	N/A		\$3,000.00	
158060	Shaanxi ShiAiZhongYuan	07/05/2024	Active	16	27	11	16	100.00%	0	1	0		None	P,S,T,M,VP SC	N/A			
172461	SHAANXI XINGHAN	06/30/2024	Active	23	3	6	-3	-11.54%	26	0	3		None	P,S,T,M,VP SC	N/A			
179387	Shaanxi Zhongzhoubaihe	11/27/2024	Active	17	26	9	17	100.00%	0	0	0			P,S,T,M,VP SC	N/A			
Clubs more than two years old																		
108486	SHAANXI AI XIN	05/26/2010	Active	39	14	15	-1	-2.50%	40	6	0	1	None	P,S,T,M,VP SC	24+		\$2,000.00	
128928	Shaanxi Aiyue	09/14/2016	Active	13	4	9	-5	-27.78%	18	4	0	1	None	P,S,T,M,VP SC	N/A			
131212	ShaanXi Bailing	06/15/2017	Active	0	0	2	-2	-100.00%	2	5	0	1	None	P,S,T,M,VP SC	N/A			
108488	SHAANXI CHAO YUE	05/27/2010	Active	44	2	6	-4	-8.33%	48	8	0	1	None	P,S,T,M,VP SC	24+		\$2,000.00	
123037	Shaanxi Chuangmeng	08/27/2014	Active	26	5	6	-1	-3.70%	27	3	0	1	None	P,S,T,M,VP SC	N/A			
123038	Shaanxi Cishanhuai	08/27/2014	Active	28	3	0	3	12.00%	25		8	1	None	P,S,T,M,VP SC	N/A			
123082	Shaanxi Daaixiawang	09/04/2014	Cancelled(6*)	0	0	0	0	0.00%	0		22	10	None	P,S,T,M,VP SC	N/A			
123081	Shaanxi Daaizhongle	09/04/2014	Active	30	7	17	-10	-25.00%	40	5	0	1	None	P,S,T,M,VP SC	N/A		\$2,000.00	
Exc Award (06/30/2023)																		
123019	Shaanxi Dacheng	08/26/2014	Active	35	8	6	2	6.06%	33	6	0	1	None	P,S,T,M,VP SC	24+		\$3,000.00	
122845	Shaanxi Datang	07/29/2014	Active	23	1	4	-3	-11.54%	26	6	0	1	None	P,S,T,M,VP SC	N/A			
154212	Shaanxi Daxiang	06/14/2023	Active	20	6	8	-2	-9.09%	22	5	0	1	None	P,S,T,M,VP SC	N/A		\$1,000.00	
123016	Shaanxi Dongfang Heluo	08/26/2014	Active	14	0	3	-3	-17.65%	17	5	0	2	None	P,S,T,M,VP SC	N/A		\$1,000.00	



## Club Health Assessment for District 388 through June 2025

			Status	Membership							Reports					Finance		LCIF
Club Number	Club Name	Charter Date		Current Member Count	YTD Members Added	YTD Members Dropped	YTD Net Growth	YTD Net Growth%	Member Count 12 Months Ago	Avg. length of service for dropped members	Months Since Last MMR ***	Yrs. Since Last Officer Report	President Rotation	Vice President Reported ****	Months Since Last Activity Report ***	Account Balance	Donations for current Fiscal Year	
			Number of times on status quo within last two years	If below 15 members appears				If net loss is greater than 20% appears			If no report in 3 months appears in	When more than one year appears in	Number of repeat terms	Notes the officers that do not have an active	If no report at 12 months appears in red			
122851	Shaanxi Gan En	07/29/2014	Active	24	5	2	3	14.29%	21	9	0	2	None	P,S,T,M,VP SC	N/A		\$1,000.00	
126875	Shaanxi Guangze	02/23/2016	Active	19	11	13	-2	-9.52%	21	6	0	2	None	P,S,T,M,VP SC	N/A			
	Exc Award (06/30/2018)																	
123015	Shaanxi Haiyan	08/26/2014	Cancelled(6*)	0	0	0	0	0.00%	0		19	2	None	P,S,T,M,VP SC	N/A			
123035	Shaanxi Hui ren	08/27/2014	Cancelled(6*)	0	0	0	0	0.00%	0		24	2	None	P,S,T,M,VP SC	N/A			
123033	Shaanxi Jiahe	08/27/2014	Active	15	5	2	3	25.00%	12	0	0	2	None	P,S,T,M,VP SC	N/A			
123018	Shaanxi Kuaile	08/26/2014	Active	20	4	9	-5	-20.00%	25	3	0	2	None	P,S,T,M,VP SC	N/A			
123084	Shaanxi Linghang	09/04/2014	Active	21	12	9	3	16.67%	18	7	0	2	None	P,S,T,M,VP SC	N/A			
117575	SHAANXI LONG TENG	08/09/2012	Active	9	3	13	-10	-52.63%	19	2	0	2	None	P,S,T,M,VP SC	N/A			
	Exc Award (06/30/2018)																	
122848	Shaanxi Mingde	07/29/2014	Active	31	7	8	-1	-3.13%	32	3	0	2	None	P,S,T,M,VP SC	N/A		\$2,000.00	
	Exc Award (06/30/2024)																	
123399	Shaanxi Minshang	10/16/2014	Active	17	1	5	-4	-19.05%	21	5	0	2	None	P,S,T,M,VP SC	N/A			
132905	Shaanxi Pugongying	10/19/2017	Active	25	6	2	4	19.05%	21	8	0	2	None	P,S,T,M,VP SC	N/A		\$2,000.00	
122852	Shaanxi Qianshou	07/29/2014	Active	28	15	9	6	27.27%	22	2	0	2	None	P,S,T,M,VP SC	N/A			
123400	Shaanxi Qihang	10/16/2014	Active	43	11	36	-25	-36.76%	68	7	0	2	None	P,S,T,M,VP SC	N/A			
123021	Shaanxi Qinfeng	08/26/2014	Active	14	2	2	0	0.00%	14	9	0	10	None	P,S,T,M,VP SC	N/A			
131432	Shaanxi Renai	06/28/2017	Active	13	8	5	3	30.00%	10	4	0	7	None	P,S,T,M,VP SC	N/A			
129692	ShaanXi RunZe	12/28/2016	Active	23	3	6	-3	-11.54%	26	5	0	8	None	P,S,T,M,VP SC	N/A		\$6,000.00	
	Exc Award (06/30/2023)																	
129790	Shaanxi Shangde	02/20/2017	Active	24	3	2	1	4.35%	23	9	0	7	None	P,S,T,M,VP SC	N/A		\$1,000.00	
129060	Shaanxi Shangshan	10/17/2016	Active	31	6	8	-2	-6.06%	33	6	0	8	None	P,S,T,M,VP SC	N/A		\$2,000.00	
132904	Shaanxi Shiguang	10/19/2017	Active	33	5	3	2	6.45%	31	4	0	7	None	P,S,T,M,VP SC	N/A		\$2,000.00	
	Exc Award (06/30/2018, 06/30/2022)																	
135090	Shaanxi Shiliuhua	06/08/2018	Active	35	12	2	10	40.00%	25	6	0	6	None	P,S,T,M,VP SC	N/A		\$1,000.00	
129665	Shaanxi Tianhan	01/03/2017	Active	67	12	5	7	11.67%	60	5	0	7	None	P,S,T,M,VP SC	N/A			




Club Health Assessment for District 388 through June 2025

			Membership								Reports					Finance		LCIF		
Club Number	Club Name	Charter Date		Current Member Count	YTD Members Added	YTD Members Dropped	YTD Net Growth	YTD Net Growth%	Member Count 12 Months Ago	Avg. length of service for dropped members	Months Since Last MMR ***	Yrs. Since Last Officer Report	President Rotation	Vice President Reported ****	Months Since Last Activity Report ***	Account Balance	Donations for current Fiscal Year			
			Number of times on status quo within last two years	If below 15 members appears	If net loss is greater than 20% appears						If no report in 3 months appears in	When more than one year appears in	Number of repeat terms	Notes the officers that do not have an active	If no report at 12 months appears in red					
154214	Shaanxi Wanli	06/14/2023	Active	15	1	2	-1	-6.25%	16	8	0	1	None	P,S,T,M,VP SC	N/A		\$1,000.00			
108493	SHAANXI WEN XIN SHOU	05/27/2010	Active	25	8	6	2	8.70%	23	5	0	14	None	P,S,T,M,VP SC	24+		\$2,000.00			
125881	ShaanXi WuAi	10/30/2015	Active	25	4	8	-4	-13.79%	29	5	0	9	None	P,S,T,M,VP SC	N/A		\$2,000.00			
121288	Shaanxi Xian Chun Feng	01/29/2014	Active	19	3	10	-7	-26.92%	26	3	0	10	None	P,S,T,M,VP SC	N/A					
122062	Shaanxi Xian Ci Shan Chuang Ye	04/30/2014	Active	25	9	6	3	13.64%	22	2	0	10	None	P,S,T,M,VP SC	N/A		\$1,000.00			
121742	Shaanxi Xian Da Qin	03/31/2014	Active	17	7	11	-4	-19.05%	21	2	0	10	None	P,S,T,M,VP SC	N/A		\$1,000.00			
121721	Shaanxi Xian Daai	03/28/2014	Active	39	9	2	7	21.88%	32	5	0	2	None	P,S,T,M,VP SC	N/A		\$2,050.00			
125701	Shaanxi Xi'an Feixang	08/28/2015	Active	23	7	15	-8	-25.81%	31	7	0	2	None	P,S,T,M,VP SC	N/A		\$2,000.00			
120083	Shaanxi Xian Feng Niao	07/31/2013	Active	22	2	2	0	0.00%	22	3	0	2	None	P,S,T,M,VP SC	N/A		\$5,000.00			
120753	Shaanxi Xian Ivye	11/13/2013	Active	21	7	3	4	23.53%	17	2	0	2	None	P,S,T,M,VP SC	N/A					
125702	Shaanxi Xi'an Jianai	08/28/2015	Active	16	5	5	0	0.00%	16	6	0	2	None	P,S,T,M,VP SC	N/A					
120157	Shaanxi Xian Lan Tian	08/15/2013	Active	44	11	6	5	12.82%	39	6	0	2	None	P,S,T,M,VP SC	N/A		\$1,000.00			
125700	Shaanxi Xi'an Qinhan	08/28/2015	Active	41	8	9	-1	-2.38%	42	7	0	2	None	P,S,T,M,VP SC	N/A		\$1,000.00			
Exc Award (06/30/2018, 06/30/2023)																				
121886	Shaanxi Xian San You	04/16/2014	Active	23	5	7	-2	-8.00%	25	6	0	2	None	P,S,T,M,VP SC	N/A					
129059	Shaanxi Xinling	10/17/2016	Active	7	1	5	-4	-36.36%	11	5	0	8	None	P,S,T,M,VP SC	N/A					
128926	Shaanxi Yongming	09/15/2016	Active	36	11	4	7	24.14%	29	8	0	2	None	P,S,T,M,VP SC	N/A		\$1,000.00			
Exc Award (06/30/2018)																				
134213	Shaanxi Yuan Hang	03/30/2018	Active	19	7	8	-1	-5.00%	20	7	0	2	None	P,S,T,M,VP SC	N/A		\$2,000.00			
123017	Shaanxi Zhenai	08/26/2014	Cancelled(6*)	0	0	0	0	0.00%	0		35	10	None	P,S,T,M,VP SC	N/A					
117652	SHAANXI ZHUO YUE	08/14/2012	Active	29	12	6	6	26.09%	23	6	0	2	None	P,S,T,M,VP SC	N/A		\$1,000.00			
Current Total Clubs Count	YTD New Clubs Count	YTD Cancelled Clubs Count	YTD Net Club Gain	Current Total Members Count	YTD Add	YTD Drop	YTD Net Growth	YTD Net Growth %	Member Count 12 Months Ago	Average Member Count Per Club	% of Clubs with less than 20 members	% No MMR in 3 Months	% No Officer Report in 12 Months	% of Clubs with balance 90+ days	Number of Clubs in Status Quo	% Status Quo Clubs in Financial Suspension	Number of Cancelled Clubs	Average Cancelled Club Age	Members Lost Due to Cancellation	% of Clubs Cancelled for Non-Financial Reasons
58	8	4	4	1,444	545	425	120	9.06%	1,378	25	33%	5%	83%	0%	0	0%	4	11	0	100%



Club Health Assessment for District 388 through June 2025

			Status	Membership							Reports					Finance	LCIF
Club Number	Club Name	Charter Date		Current Member Count	YTD Members Added	YTD Members Dropped	YTD Net Growth	YTD Net Growth%	Member Count 12 Months Ago	Avg. length of service for dropped members	Months Since Last MMR ***	Yrs. Since Last Officer Report	President Rotation	Vice President Reported ****	Months Since Last Activity Report ***	Account Balance	Donations for current Fiscal Year
			Number of times on status quo within last two years	If below 15 members appears				If net loss is greater than 20% appears			If no report in 3 months appears in	When more than one year appears in	Number of repeat terms	Notes the officers that do not have an active	If no report at 12 months appears in red		

\* - P - Priority Club. Cancellation Reasons: 1-Objectives/conduct, 2-Non-active club, 5-Non-existing club, 6-Disbanding, 7-Merger, 8-Financial Suspension, 9-District/Multiple District Dues.  
\*\* - Abbreviation: P-President, S-Secretary, T-Treasurer, M-Member Chairperson, VP-First Vice President, MC-Communications Chairperson, SC-Service Chairperson  
\*\*\* - Abbreviation: N/R - Never reported using the Lions Clubs website, N/A - Not applicable, No password registered for the Lions Clubs website.  
\*\*\*\* - Abbreviation: N - New, IP - Immediate Past, R - Repeat.



Club Health Assessment for District 389 through June 2025

			Status	Membership							Reports					Finance		LCIF
Club Number	Club Name	Charter Date		Current Member Count	YTD Members Added	YTD Members Dropped	YTD Net Growth	YTD Net Growth%	Member Count 12 Months Ago	Avg. length of service for dropped members	Months Since Last MMR ***	Yrs. Since Last Officer Report	President Rotation	Vice President Reported *****	Months Since Last Activity Report ***	Account Balance	Donations for current Fiscal Year	
			Number of times on status quo within last two years	If below 15 members appears					If net loss is greater than 20% appears			If no report in 3 months appears in	When more than one year appears in	Number of repeat terms	Notes the officers that do not have appears in an active red	If no report in 12 months appears in red		
Clubs less than two years old																		
181678	Harbin Ci Hang	04/21/2025	Newly Chartered	29	29	0	29	100.00%	0		2				P,S,T,M,VP SC	N/A		
181164	Harbin Ci Xing	03/19/2025	Active	25	25	0	25	100.00%	0		3				P,S,T,M,VP SC	N/A		
179342	Harbin Hui Ai Yang Guang	12/02/2024	Active	24	26	2	24	100.00%	0	0	0				P,S,T,M,VP SC	N/A		
181681	Harbin Jing Ying	04/25/2025	Newly Chartered	55	55	0	55	100.00%	0		0				P,S,T,M,VP SC	N/A		
179340	Harbin Le Yi	12/02/2024	Active	26	34	8	26	100.00%	0	3	0				P,S,T,M,VP SC	N/A		
157882	Harbin Long Ai	04/04/2024	Active	16	3	15	-12	-42.86%	28	1	0		2		P,S,T,M,VP SC	N/A	\$2,700.00	
172062	Harbin Long Shi Ai	06/28/2024	Active	24	8	6	2	9.09%	22	1	0		2		P,S,T,M,VP SC	N/A	\$1,350.00	
181680	Harbin Long Xing	04/25/2025	Newly Chartered	26	26	0	26	100.00%	0		1				P,S,T,M,VP SC	N/A	\$1,350.00	
157883	Harbin Long Yi	04/04/2024	Active	10	4	21	-17	-62.96%	27	1	0		2		P,S,T,M,VP SC	N/A		
156612	Harbin Man Tian Xing	12/07/2023	Active	37	7	3	4	12.12%	33	2	0				P,S,T,M,VP SC	N/A	\$2,700.00	
181165	Harbin Wen Xin	03/19/2025	Active	23	26	3	23	100.00%	0	3	0				P,S,T,M,VP SC	N/A		
181677	Harbin Yi Xin	04/21/2025	Newly Chartered	21	25	4	21	100.00%	0	3	0				P,S,T,M,VP SC	N/A		
181679	Harbin Yuan Hang	04/21/2025	Newly Chartered	25	25	0	25	100.00%	0		2				P,S,T,M,VP SC	N/A		
Clubs more than two years old																		
129137	Harbin Ai Chun Tian Club	10/24/2016	Active	25	3	3	0	0.00%	25	7	0				P,S,T,M,VP SC	N/A		
126593	Harbin Ai De	01/27/2016	Active	21	1	5	-4	-16.00%	25	2	0				P,S,T,M,VP SC	N/A		
Exc Award (06/30/2017)																		
119710	Harbin Ai De Yang Guang	06/19/2013	Active	19	6	13	-7	-26.92%	26	3	0				P,S,T,M,VP SC	N/A	\$1,350.00	
129990	Harbin Ai Fei Yang	01/30/2017	Active	34	4	0	4	13.33%	30		3				P,S,T,M,VP SC	N/A	\$1,350.00	
Exc Award (06/30/2024)																		
128431	Harbin Ai He Cheng	07/29/2016	Active	20	4	4	0	0.00%	20	3	0				P,S,T,M,VP SC	N/A		
119080	HARBIN AI JIN YUAN	04/02/2013	Active	18	5	12	-7	-28.00%	25	3	0				P,S,T,M,VP SC	N/A		
Exc Award (06/30/2016)																		



# Club Health Assessment for District 389 through June 2025

Club Number	Club Name	Charter Date	Status	Membership							Reports					Finance	LCIF
				Current Member Count	YTD Members Added	YTD Members Dropped	YTD Net Growth	YTD Net Growth%	Member Count 12 Months Ago	Avg. length of service for dropped members	Months Since Last MMR ***	Yrs. Since Last Officer Report	President Rotation	Vice President Reported ****	Months Since Last Activity Report ***	Account Balance	Donations for current Fiscal Year
			Number of times on status quo within last two years	If below 15 members appears				If net loss is greater than 20% appears			If no report in 3 months appears in	When more than one year appears in	Number of repeat terms	Notes the officers that do not have an active	If no report at 12 months red		
119776	Harbin Ai Ling Hang Exc Award (06/30/2023)	06/22/2013	Active	25	8	13	-5	-16.67%	30	4	0			P,S,T,M,VP SC	N/A		
129808	Harbin Ai Man Jin Du	01/11/2017	Active	28	5	4	1	3.70%	27	3	0			P,S,T,M,VP SC	N/A		
119709	Harbin Ai Ni Yi Sheng Exc Award (06/30/2024)	06/19/2013	Active	35	1	6	-5	-12.50%	40	6	0			P,S,T,M,VP SC	N/A		\$1,350.00
119081	HARBIN AI QIN HAI Exc Award (06/30/2016, 06/30/2017, 06/30/20)	04/02/2013	Active	29	2	2	0	0.00%	29	6	0			P,S,T,M,VP SC	N/A		
126177	Harbin Ai Shang Ai	11/11/2015	Active	24	9	2	7	41.18%	17	0	0			P,S,T,M,VP SC	N/A		
119083	HARBIN AI TAN SUO Exc Award (06/30/2022, 06/30/2023)	04/02/2013	Active	21	3	5	-2	-8.70%	23	3	0			P,S,T,M,VP SC	N/A		
126178	Harbin Ai Xiang Ban Exc Award (06/30/2017)	11/12/2015	Active	24	3	0	3	14.29%	21		10			P,S,T,M,VP SC	N/A		
119706	Harbin Ai Xiang Sui Exc Award (06/30/2017)	06/19/2013	Active	25	8	10	-2	-7.41%	27	10	0			P,S,T,M,VP SC	N/A		
119084	HARBIN AI XIN Exc Award (06/30/2016, 06/30/2018)	04/02/2013	Active	17	5	8	-3	-15.00%	20	5	0			P,S,T,M,VP SC	N/A		\$1,350.00
119097	HARBIN AI XING FU Exc Award (06/30/2016, 06/30/2023)	04/02/2013	Active	22	6	3	3	15.79%	19	8	0			P,S,T,M,VP SC	N/A		\$1,350.00
119096	HARBIN AI ZHONG Exc Award (06/30/2024)	04/02/2013	Active	27	6	5	1	3.85%	26	5	0			P,S,T,M,VP SC	N/A		\$1,350.00
119773	Harbin Ai Zi Ran Exc Award (06/30/2022)	06/22/2013	Active	24	7	10	-3	-11.11%	27	4	0			P,S,T,M,VP SC	N/A		\$1,350.00
116238	HARBIN AICHAOYUE Exc Award (06/30/2023)	03/05/2012	Active	20	4	8	-4	-16.67%	24	4	0			P,S,T,M,VP SC	N/A		\$1,350.00
116336	HARBIN AIDINGXIANG	03/15/2012	Cancelled(6*)	0	0	0	0	0.00%	0		12	6	None	P,S,T,M,VP SC	N/A		
116290	HARBIN AILIFANG Exc Award (06/30/2016)	03/12/2012	Active	30	6	9	-3	-9.09%	33	6	0			P,S,T,M,VP SC	N/A		\$4,050.00
116294	HARBIN AIWUJIANG Exc Award (06/30/2016)	03/12/2012	Active	29	7	5	2	7.41%	27	2	0			P,S,T,M,VP SC	N/A		



# Club Health Assessment for District 389 through June 2025

			Status	Membership							Reports					Finance		LCIF
Club Number	Club Name	Charter Date		Current Member Count	YTD Members Added	YTD Members Dropped	YTD Net Growth	YTD Net Growth%	Member Count 12 Months Ago	Avg. length of service for dropped members	Months Since Last MMR ***	Yrs. Since Last Officer Report	President Rotation	Vice President Reported ****	Months Since Last Activity Report ***	Account Balance	Donations for current Fiscal Year	
			Number of times on status quo within last two years	If below 15 members appears				If net loss is greater than 20% appears			If no report in 3 months appears in	When more than one year appears in	Number of repeat terms	Notes the officers that do not have an active	If no report at 12 months appears in red			
116249	HARBIN AIYUZHUO	03/06/2012	Active	26	7	5	2	8.33%	24	2	0			P,S,T,M,VP SC	N/A			
116247	HARBIN AIZHIYUAN	03/06/2012	Active	15	3	9	-6	-28.57%	21	7	0			P,S,T,M,VP SC	N/A			
131149	Harbin Bai Hu	06/02/2017	Active	50	23	7	16	47.06%	34	4	2			P,S,T,M,VP SC	N/A			
Exc Award (06/30/2022, 06/30/2024)																		
133752	Harbin Bai Nian Gao Er Fu	01/31/2018	Active	52	10	9	1	1.96%	51	4	0			P,S,T,M,VP SC	N/A			
Exc Award (06/30/2022, 06/30/2024)																		
119772	Harbin Bai Nian Qi Xing	06/22/2013	Active	28	11	5	6	27.27%	22	5	0			P,S,T,M,VP SC	N/A		\$2,700.00	
Exc Award (06/30/2022)																		
122305	Harbin Bai Xing Zhi Jia	05/23/2014	Active	22	4	3	1	4.76%	21	3	0			P,S,T,M,VP SC	N/A			
116289	HARBIN BINGCHENG	03/12/2012	Active	44	5	12	-7	-13.73%	51	7	0			P,S,T,M,VP SC	N/A			
Exc Award (06/30/2017)																		
122621	Harbin Bo Ai	06/25/2014	Active	27	0	1	-1	-3.57%	28	7	7			P,S,T,M,VP SC	N/A			
Exc Award (06/30/2016)																		
119086	Harbin Bu Wang Chu Xin	04/02/2013	Active	18	10	6	4	28.57%	14	2	0			P,S,T,M,VP SC	N/A			
119095	HARBIN CAI HONG	04/02/2013	Active	50	7	3	4	8.70%	46	5	0			P,S,T,M,VP SC	N/A		\$1,350.00	
Exc Award (06/30/2017)																		
119771	Harbin Chen Guang	06/22/2013	Active	25	6	7	-1	-3.85%	26	3	0			P,S,T,M,VP SC	N/A		\$2,700.00	
Exc Award (06/30/2017)																		
122624	Harbin Chuang Meng	06/25/2014	Active	17	0	1	-1	-5.56%	18	10	0			P,S,T,M,VP SC	N/A			
Exc Award (06/30/2016)																		
126594	Harbin Ci Ai	01/25/2016	Cancelled(6*)	0	0	1	-1	-100.00%	1	7	17	6	None	P,S,T,M,VP SC	N/A			
123350	Harbin Ci De	10/13/2014	Active	25	5	4	1	4.17%	24	2	6			P,S,T,M,VP SC	N/A			
Exc Award (06/30/2016)																		
119692	Harbin Ci En	06/18/2013	Active	30	8	0	8	36.36%	22		3			P,S,T,M,VP SC	N/A		\$1,350.00	
123778	Harbin Ci Qing	12/09/2014	Active	34	8	3	5	17.24%	29	2	0			P,S,T,M,VP SC	N/A		\$1,350.00	
Exc Award (06/30/2023)																		
129632	Harbin Ci Xin	12/22/2016	Active	19	3	14	-11	-36.67%	30	6	0			P,S,T,M,VP SC	N/A		\$2,700.00	
Exc Award (06/30/2022)																		



# Club Health Assessment for District 389 through June 2025

			Status	Membership							Reports					Finance		LCIF
Club Number	Club Name	Charter Date		Current Member Count	YTD Members Added	YTD Members Dropped	YTD Net Growth	YTD Net Growth%	Member Count 12 Months Ago	Avg. length of service for dropped members	Months Since Last MMR ***	Yrs. Since Last Officer Report	President Rotation	Vice President Reported ****	Months Since Last Activity Report ***	Account Balance	Donations for current Fiscal Year	
			Number of times on status quo within last two years	If below 15 members appears				If net loss is greater than 20% appears			If no report in 3 months appears in	When more than one year appears in	Number of repeat terms	Notes the officers that do not have an active	If no report at 12 months appears in red			
125900	Harbin Da Ren	09/29/2015	Active	25	6	4	2	8.70%	23	3	3			P,S,T,M,VP SC	N/A		\$2,700.00	
	Exc Award (06/30/2017)																	
126595	Harbin Dan Jiang	01/27/2016	Active	41	10	3	7	20.59%	34	2	3			P,S,T,M,VP SC	N/A		\$4,050.00	
	Exc Award (06/30/2017, 06/30/2024)																	
123352	Harbin De Xin	10/13/2014	Active	26	17	6	11	73.33%	15	3	0			P,S,T,M,VP SC	N/A		\$2,700.00	
119085	Harbin Ding Xiang Hua	04/02/2013	Active	24	5	7	-2	-7.69%	26	2	0			P,S,T,M,VP SC	N/A		\$1,350.00	
127639	Harbin Dong Fang Yuan Ai	05/24/2016	Active	7	6	20	-14	-66.67%	21	3	0			P,S,T,M,VP SC	N/A			
	Exc Award (06/30/2024)																	
119089	HARBIN DONG JI	04/02/2013	Active	0	0	10	-10	-100.00%	10	4	2		None	P,S,T,M,VP SC	N/A			
127061	Harbin Guang Ai	03/15/2016	Cancelled(6*)	0	0	1	-1	-100.00%	1	10	10	4	None	P,S,T,M,VP SC	N/A			
127307	Harbin Guang De	04/19/2016	Cancelled(6*)	0	0	1	-1	-100.00%	1	10	17	4	None	P,S,T,M,VP SC	N/A			
	Exc Award (06/30/2017)																	
119707	Harbin Guang Ming	06/19/2013	Cancelled(6*)	0	0	1	-1	-100.00%	1	12	17	4	None	P,S,T,M,VP SC	N/A			
119082	Harbin Guang Ming Ai Chuan Cheng	04/02/2013	Cancelled(6*)	0	0	1	-1	-100.00%	1	5	10	2	None	P,S,T,M,VP SC	N/A			
	Exc Award (06/30/2018)																	
126740	Harbin He Cheng	01/29/2016	Active	22	8	2	6	37.50%	16	5	0			P,S,T,M,VP SC	N/A			
124020	Harbin He Li	01/20/2015	Cancelled(6*)	0	0	1	-1	-100.00%	1	7	10	5	None	P,S,T,M,VP SC	N/A			
126789	Harbin He Zhi Yuan	02/05/2016	Active	24	6	3	3	14.29%	21	3	0			P,S,T,M,VP SC	N/A			
119088	HARBIN HENG YUE	04/02/2013	Active	24	8	10	-2	-7.69%	26	5	0			P,S,T,M,VP SC	N/A		\$1,350.00	
126788	Harbin Hong Ai	02/05/2016	Active	31	5	5	0	0.00%	31	4	0			P,S,T,M,VP SC	N/A		\$2,700.00	
	Exc Award (06/30/2017, 06/30/2023, 06/30/2024)																	
132124	Harbin Hong Shi	06/30/2017	Active	27	5	1	4	17.39%	23	2	0			P,S,T,M,VP SC	N/A		\$1,350.00	
128430	Harbin Hou Ai	07/29/2016	Active	35	5	11	-6	-14.63%	41	4	0			P,S,T,M,VP SC	N/A			
129589	Harbin Hou De	12/14/2016	Cancelled(6*)	0	0	1	-1	-100.00%	1	8	17	6	None	P,S,T,M,VP SC	N/A			
129961	Harbin Ji Shan Cheng De	02/08/2017	Active	24	13	2	11	84.62%	13	0	0			P,S,T,M,VP SC	N/A			
129807	Harbin Jia Yuan	01/17/2017	Active	25	4	0	4	19.05%	21		8			P,S,T,M,VP SC	N/A		\$1,350.00	



# Club Health Assessment for District 389 through June 2025

			Status	Membership							Reports					Finance		LCIF
Club Number	Club Name	Charter Date		Current Member Count	YTD Members Added	YTD Members Dropped	YTD Net Growth	YTD Net Growth%	Member Count 12 Months Ago	Avg. length of service for dropped members	Months Since Last MMR ***	Yrs. Since Last Officer Report	President Rotation	Vice President Reported ****	Months Since Last Activity Report ***	Account Balance	Donations for current Fiscal Year	
			Number of times on status quo within last two years	If below 15 members appears					If net loss is greater than 20% appears			If no report in 3 months appears in	When more than one year appears in	Number of repeat terms	Notes the officers that do not have an active	If no report at 12 months appears in red		
119093	HARBIN JIN SE YANG GUANG	04/02/2013	Active	18	5	7	-2	-10.00%	20	3	0			P,S,T,M,VP SC	N/A		\$1,350.00	
129590	Harbin Jin Shi Exc Award (06/30/2017)	12/19/2016	Cancelled(6*)	0	0	1	-1	-100.00%	1	8	17	5	None	P,S,T,M,VP SC	N/A			
127499	Harbin Jing Po Qian De Exc Award (06/30/2017, 06/30/2024)	05/10/2016	Active	22	9	11	-2	-8.33%	24	2	0			P,S,T,M,VP SC	N/A			
122642	Harbin Ju Yuan Exc Award (06/30/2016, 06/30/2017, 06/30/20)	06/26/2014	Active	36	1	3	-2	-5.26%	38	6	0			P,S,T,M,VP SC	N/A			
132125	Harbin Ke Xin	06/30/2017	Active	22	7	5	2	10.00%	20	3	0			P,S,T,M,VP SC	N/A		\$2,700.00	
125549	Harbin Lan Shi	08/05/2015	Active	20	0	4	-4	-16.67%	24	5	0			P,S,T,M,VP SC	N/A			
126596	Harbin Le Ai Exc Award (06/30/2023)	01/25/2016	Active	35	10	6	4	12.90%	31	4	0			P,S,T,M,VP SC	N/A		\$4,050.00	
124022	Harbin Le He	01/20/2015	Cancelled(6*)	0	0	1	-1	-100.00%	1	9	17	2	None	P,S,T,M,VP SC	N/A			
122950	Harbin Le Li Fang Exc Award (06/30/2016, 06/30/2017, 06/30/20)	08/15/2014	Active	47	4	9	-5	-9.62%	52	9	0			P,S,T,M,VP SC	N/A		\$4,050.00	
119104	HARBIN LE SHAN	04/02/2013	Active	50	2	3	-1	-1.96%	51	11	0			P,S,T,M,VP SC	N/A		\$2,700.00	
122622	Harbin Le Shi Exc Award (06/30/2017, 06/30/2018)	06/25/2014	Active	49	5	3	2	4.26%	47	10	0			P,S,T,M,VP SC	N/A		\$1,350.00	
119090	HARBIN LE XING	04/02/2013	Active	19	3	8	-5	-20.83%	24	5	0			P,S,T,M,VP SC	N/A			
126327	Harbin Lin Du	12/04/2015	Active	25	9	0	9	56.25%	16		3			P,S,T,M,VP SC	N/A			
130824	Harbin Lin Hai	04/28/2017	Active	20	4	5	-1	-4.76%	21	3	0			P,S,T,M,VP SC	N/A			
129991	Harbin Ling Hang	02/08/2017	Active	27	4	11	-7	-20.59%	34	5	0			P,S,T,M,VP SC	N/A		\$1,350.00	
119108	HARBIN LONG SHI MENG Exc Award (06/30/2016, 06/30/2017, 06/30/20)	04/02/2013	Active	43	3	7	-4	-8.51%	47	10	0			P,S,T,M,VP SC	N/A		\$17,800.00	
125901	Harbin Long Shi Qing Exc Award (06/30/2022, 06/30/2023, 06/30/20)	09/30/2015	Active	37	6	9	-3	-7.50%	40	6	0			P,S,T,M,VP SC	N/A		\$9,100.00	
119113	HARBIN MING SHI	04/02/2013	Active	19	5	6	-1	-5.00%	20	4	0			P,S,T,M,VP SC	N/A			
128432	Harbin Mu Dan	07/29/2016	Active	29	9	2	7	31.82%	22	8	0			P,S,T,M,VP SC	N/A		\$1,350.00	



# Club Health Assessment for District 389 through June 2025

			Status	Membership							Reports					Finance		LCIF
Club Number	Club Name	Charter Date		Current Member Count	YTD Members Added	YTD Members Dropped	YTD Net Growth	YTD Net Growth%	Member Count 12 Months Ago	Avg. length of service for dropped members	Months Since Last MMR ***	Yrs. Since Last Officer Report	President Rotation	Vice President Reported ****	Months Since Last Activity Report ***	Account Balance	Donations for current Fiscal Year	
			Number of times on status quo within last two years	If below 15 members appears					If net loss is greater than 20% appears			If no report in 3 months appears in	When more than one year appears in	Number of repeat terms	Notes the officers that do not have an active	If no report at 12 months appears in red		
130594	Harbin Nen Jiang Shi	03/31/2017	Active	21	8	4	4	23.53%	17	5	0				P,S,T,M,VP SC	N/A		
121718	Harbin Pu Gong Ying	03/28/2014	Active	27	6	3	3	12.50%	24	2	0				P,S,T,M,VP SC	N/A		
Exc Award (06/30/2016, 06/30/2023)																		
129592	Harbin Qian De	12/12/2016	Cancelled(6*)	0	0	1	-1	-100.00%	1	2	17	2	None		P,S,T,M,VP SC	N/A		
123367	Harbin Rang Ai Fei Xiang	10/15/2014	Active	24	9	4	5	26.32%	19	5	0				P,S,T,M,VP SC	N/A		\$1,350.00
Exc Award (06/30/2016)																		
122306	Harbin Ren Ai	05/23/2014	Cancelled(6*)	0	0	1	-1	-100.00%	1	8	17	3	None		P,S,T,M,VP SC	N/A		
126739	Harbin San Jiang	01/28/2016	Active	17	4	12	-8	-32.00%	25	3	0		None		P,S,T,M,VP SC	N/A		\$1,350.00
Exc Award (06/30/2017)																		
127062	Harbin Shan Ai	03/31/2016	Active	25	3	5	-2	-7.41%	27	5	0				P,S,T,M,VP SC	N/A		
127497	Harbin Shan De	05/11/2016	Active	17	8	5	3	21.43%	14	4	0				P,S,T,M,VP SC	N/A		
127498	Harbin Shan Xing	05/11/2016	Active	24	2	5	-3	-11.11%	27	7	0				P,S,T,M,VP SC	N/A		
119705	Harbin Shan Yuan	06/19/2013	Active	23	11	6	5	27.78%	18	6	0				P,S,T,M,VP SC	N/A		
119107	HARBIN SHANG DE	04/02/2013	Active	28	6	0	6	27.27%	22		3				P,S,T,M,VP SC	24+		\$1,350.00
Exc Award (06/30/2023, 06/30/2024)																		
116295	HARBIN SHANGSHAN	03/12/2012	Active	35	3	5	-2	-5.41%	37	5	0				P,S,T,M,VP SC	N/A		\$2,700.00
Exc Award (06/30/2016, 06/30/2022)																		
128885	Harbin Shen Shi	09/08/2016	Active	23	5	1	4	21.05%	19	0	0				P,S,T,M,VP SC	N/A		
125410	Harbin Shui Zhi Hui	08/05/2015	Cancelled(6*)	0	0	1	-1	-100.00%	1	7	17	1	None		P,S,T,M,VP SC	N/A		
125402	Harbin Tian Cai	08/05/2015	Cancelled(6*)	0	0	1	-1	-100.00%	1	7	17	9	None		P,S,T,M,VP SC	N/A		
119106	HARBIN TIAN SHI	04/02/2013	Active	16	3	15	-12	-42.86%	28	6	0				P,S,T,M,VP SC	N/A		
Exc Award (06/30/2016)																		
129806	Harbin Tian Shi Zhi Yi	01/18/2017	Active	25	8	0	8	47.06%	17		8				P,S,T,M,VP SC	N/A		\$1,350.00
122625	Harbin Tie Ren	06/25/2014	Cancelled(6*)	0	0	2	-2	-100.00%	2	9	10	3	None		P,S,T,M,VP SC	N/A		
125904	Harbin Tong Le	09/30/2015	Active	33	2	3	-1	-2.94%	34	10	0				P,S,T,M,VP SC	N/A		\$15,700.00
Exc Award (06/30/2016, 06/30/2022)																		
122955	Harbin Xi Wang	08/15/2014	Active	32	11	2	9	39.13%	23	3	0				P,S,T,M,VP SC	N/A		\$1,350.00



# Club Health Assessment for District 389 through June 2025

			Status	Membership							Reports					Finance	LCIF
Club Number	Club Name	Charter Date		Current Member Count	YTD Members Added	YTD Members Dropped	YTD Net Growth	YTD Net Growth%	Member Count 12 Months Ago	Avg. length of service for dropped members	Months Since Last MMR ***	Yrs. Since Last Officer Report	President Rotation	Vice President Reported ****	Months Since Last Activity Report ***	Account Balance	Donations for current Fiscal Year
			Number of times on status quo within last two years	If below 15 members appears				If net loss is greater than 20% appears			If no report in 3 months appears in	When more than one year appears in	Number of repeat terms	Notes the officers that do not have an active	If no report at 12 months appears in red		
134919	Harbin Xiao Xiang	05/30/2018	Active	25	8	4	4	19.05%	21	1	0			P,S,T,M,VP SC	N/A		\$1,350.00
128754	Harbin Xin Hai	09/07/2016	Active	25	7	1	6	31.58%	19	8	0			P,S,T,M,VP SC	N/A		
133758	Harbin Xin Hui	01/29/2018	Cancelled(6*)	0	1	2	-1	-100.00%	1	8	8	2	None	P,S,T,M,VP SC	N/A		
123351	Harbin Xin Ju	10/13/2014	Active	23	11	7	4	21.05%	19	2	0			P,S,T,M,VP SC	N/A		\$1,350.00
119110	HARBIN XIN LIAN XIN	04/02/2013	Active	21	1	6	-5	-19.23%	26	9	0			P,S,T,M,VP SC	24+		
	Exc Award (06/30/2016)																
119698	Harbin Xin Yue	06/18/2013	Active	16	3	5	-2	-11.11%	18	7	0			P,S,T,M,VP SC	N/A		
131003	Harbin Xiong Shi	05/19/2017	Cancelled(6*)	0	0	1	-1	-100.00%	1	8	17	5	None	P,S,T,M,VP SC	N/A		
124201	Harbin Xue Cheng	02/17/2015	Active	32	9	8	1	3.23%	31	4	0			P,S,T,M,VP SC	N/A		\$2,700.00
	Exc Award (06/30/2016, 06/30/2017, 06/30/2018)																
121719	Harbin Xue Rong Hua	03/28/2014	Active	23	8	5	3	15.00%	20	7	0			P,S,T,M,VP SC	N/A		
	Exc Award (06/30/2017)																
130822	Harbin Yi Bai Nian	05/04/2017	Active	32	8	0	8	33.33%	24		3			P,S,T,M,VP SC	N/A		\$1,350.00
119102	HARBIN YI JIA REN	04/02/2013	Active	25	6	2	4	19.05%	21	5	0			P,S,T,M,VP SC	N/A		
133764	Harbin Yi Lu Tong Xing	01/30/2018	Active	35	8	8	0	0.00%	35	5	0			P,S,T,M,VP SC	N/A		
122307	Harbin You Cheng	05/23/2014	Active	30	3	1	2	7.14%	28	10	7			P,S,T,M,VP SC	N/A		
119774	Harbin Zhao Yang	06/22/2013	Cancelled(6*)	0	0	1	-1	-100.00%	1	7	17	5	None	P,S,T,M,VP SC	N/A		
	Exc Award (06/30/2016, 06/30/2017)																
123613	Harbin Zhen Ai	11/18/2014	Active	35	4	2	2	6.06%	33	8	6			P,S,T,M,VP SC	N/A		\$1,350.00
	Exc Award (06/30/2017)																
119690	Harbin Zheng De	06/18/2013	Cancelled(6*)	0	0	0	0	0.00%	0		12	6	None	P,S,T,M,VP SC	N/A		
119109	HARBIN ZHI AI	04/02/2013	Active	35	8	12	-4	-10.26%	39	2	0			P,S,T,M,VP SC	N/A		\$2,700.00
	Exc Award (06/30/2022, 06/30/2024)																
130823	Harbin Zhi Cheng	04/28/2017	Active	22	7	5	2	10.00%	20	2	0			P,S,T,M,VP SC	N/A		
126597	Harbin Zhong Ai	01/27/2016	Active	15	3	4	-1	-6.25%	16	4	0			P,S,T,M,VP SC	N/A		
	Exc Award (06/30/2017)																
129804	Harbin Zhong Shi	01/10/2017	Active	17	3	5	-2	-10.53%	19	5	0			P,S,T,M,VP SC	N/A		



## Club Health Assessment for District 389 through June 2025

			Status							Membership							Reports				Finance		LCIF
Club Number	Club Name	Charter Date								Current Member Count	YTD Members Added	YTD Members Dropped	YTD Net Growth	YTD Net Growth%	Member Count 12 Months Ago	Avg. length of service for dropped members	Months Since Last MMR ***	Yrs. Since Last Officer Report	President Rotation	Vice President Reported ****	Months Since Last Activity Report ***	Account Balance	Donations for current Fiscal Year
			Number of times on status quo within last two years							If below 15 members appears				If net loss is greater than 20% appears			If no report in 3 months appears in	When more than one year appears in	Number of repeat terms	Notes the officers that do not have an active	If no report at 12 months appears in red		
123776	Harbin Zhu He Exc Award (06/30/2024)	12/09/2014	Active							30	2	0	2	7.14%	28		8			P,S,T,M,VP SC	N/A		
Current Total Clubs Count	YTD New Clubs Count	YTD Cancelled Clubs Count	YTD Net Club Gain	Current Total Members Count	YTD Add	YTD Drop	YTD Net Growth	YTD Net Growth %	Member Count 12 Months Ago	Average Member Count Per Club	% of Clubs with less than 20 members	% No MMR in 3 Months	% No Officer Report in 12 Months	% of Clubs with balance 90+ days	Number of Clubs in Status Quo	% Status Quo Clubs in Financial Suspension	Number of Cancelled Clubs	Average Cancelled Club Age	Members Lost Due to Cancellation	% of Clubs Cancelled for Non-Financial Reasons			
113	9	19	-10	3,004	879	625	254	9.24%	2,750	27	18%	14%	0%	0%	0	0%	19	10	19	100%			

\* - P - Priority Club. Cancellation Reasons: 1-Objectives/conduct, 2-Non-active club, 5-Non-existing club, 6-Disbanding, 7-Merger, 8-Financial Suspension, 9-District/Multiple District Dues.

\*\* - Abbreviation: P-President, S-Secretary, T-Treasurer, M-Member Chairperson, VP-First Vice President, MC-Communications Chairperson, SC-Service Chairperson

\*\*\* - Abbreviation: N/R - Never reported using the Lions Clubs website, N/A - Not applicable, No password registered for the Lions Clubs website.

\*\*\*\* - Abbreviation: N - New, IP - Immediate Past, R - Repeat.



Club Health Assessment for District 390 through June 2025

			Status	Membership							Reports					Finance		LCIF
Club Number	Club Name	Charter Date		Current Member Count	YTD Members Added	YTD Members Dropped	YTD Net Growth	YTD Net Growth%	Member Count 12 Months Ago	Avg. length of service for dropped members	Months Since Last MMR ***	Yrs. Since Last Officer Report	President Rotation	Vice President Reported ****	Months Since Last Activity Report ***	Account Balance	Donations for current Fiscal Year	
			Number of times on status quo within last two years	If below 15 members appears					If net loss is greater than 20% appears			If no report in 3 months appears in	When more than one year appears in	Number of repeat terms	Notes the officers that do not have appears in an active	If no report at 12 months red		
Clubs less than two years old																		
179343	Sichuan Baxian Qingyuan	12/10/2024	Active	21	29	8	21	100.00%	0	0	0		None	P,S,T,M,VP SC	N/A			
177830	Sichuan Bicheng	11/05/2024	Active	28	31	3	28	100.00%	0	0	0			P,S,T,M,VP SC	N/A			
157123	Sichuan Fenghuang	01/15/2024	Active	27	4	9	-5	-15.63%	32	1	0		2	P,S,T,M,VP SC	N/A			
181212	Sichuan Jiangzhou	03/19/2025	Active	29	29	0	29	100.00%	0	0	2			P,S,T,M,VP SC	N/A			
179347	Sichuan Kejicheng	12/05/2024	Active	28	29	1	28	100.00%	0	0	0			P,S,T,M,VP SC	N/A			
156776	Sichuan Panshi	01/10/2024	Active	29	10	6	4	16.00%	25	1	0		2	P,S,T,M,VP SC	N/A			
181214	Sichuan Ren'ai	03/19/2025	Active	25	26	1	25	100.00%	0	0	2			P,S,T,M,VP SC	N/A			
181795	Sichuan Sanxiazhidian	04/21/2025	Newly Chartered	28	28	0	28	100.00%	0	0	0			P,S,T,M,VP SC	N/A			
181217	Sichuan Shengming Shu	04/07/2025	Newly Chartered	25	25	0	25	100.00%	0	0	2			P,S,T,M,VP SC	N/A			
177829	Sichuan Shiai Qihang	12/10/2024	Active	23	33	10	23	100.00%	0	0	0			P,S,T,M,VP SC	N/A			
180098	Sichuan Si Yuan	12/26/2024	Active(1)	25	32	7	25	100.00%	0	0	0			P,S,T,M,VP SC	N/A			
181793	Sichuan Starry Sky	04/21/2025	Newly Chartered	27	27	0	27	100.00%	0	0	0			P,S,T,M,VP SC	N/A			
181215	Sichuan Tianfu Fuchuan	03/19/2025	Active	28	28	0	28	100.00%	0	0	2			P,S,T,M,VP SC	N/A			
181794	Sichuan TongRen QianTai	04/21/2025	Newly Chartered	24	25	1	24	100.00%	0	0	0			P,S,T,M,VP SC	N/A			
181216	Sichuan Tongxing	04/11/2025	Newly Chartered	24	26	2	24	100.00%	0	4	0			P,S,T,M,VP SC	N/A			
179354	Sichuan Yan Du	12/10/2024	Active	22	29	7	22	100.00%	0	0	0			P,S,T,M,VP SC	N/A			
171653	Sichuan Yazhou	06/29/2024	Active	18	4	11	-7	-28.00%	25	1	0		2	P,S,T,M,VP SC	N/A			
181211	Sichuan Yuansheng	03/19/2025	Active	24	26	2	24	100.00%	0	7	0			P,S,T,M,VP SC	N/A			
Clubs more than two years old																		
122103	Sichuan Bashu	05/07/2014	Active	29	6	8	-2	-6.45%	31	4	0			P,S,T,M,VP SC	N/A		\$1,000.00	
124197	Sichuan Bayu	03/04/2015	Active	38	4	5	-1	-2.56%	39	5	0			P,S,T,M,VP SC	N/A		\$1,000.00	
122112	Sichuan Chang River	05/08/2014	Active	28	3	11	-8	-22.22%	36	5	0			P,S,T,M,VP SC	N/A	90+ Days		



# Club Health Assessment for District 390 through June 2025

			Status	Membership							Reports					Finance		LCIF
Club Number	Club Name	Charter Date		Current Member Count	YTD Members Added	YTD Members Dropped	YTD Net Growth	YTD Net Growth%	Member Count 12 Months Ago	Avg. length of service for dropped members	Months Since Last MMR ***	Yrs. Since Last Officer Report	President Rotation	Vice President Reported ****	Months Since Last Activity Report ***	Account Balance	Donations for current Fiscal Year	
			Number of times on status quo within last two years	If below 15 members appears				If net loss is greater than 20% appears			If no report in 3 months appears in	When more than one year appears in	Number of repeat terms	Notes the officers that do not have an active	If no report at 12 months appears in red			
124652	Sichuan China Dream of Shiai	04/27/2015	Active	25	5	9	-4	-13.79%	29	3	0			P,S,T,M,VP SC	N/A		\$1,000.00	
123225	Sichuan Chunxi Road	09/29/2014	Active	28	3	3	0	0.00%	28	6	0		None	P,S,T,M,VP SC	N/A		\$1,000.00	
133235	Sichuan Deng Cheng	12/07/2017	Active	21	2	8	-6	-22.22%	27	2	0		None	P,S,T,M,VP SC	N/A		\$1,000.00	
	Exc Award (06/30/2024)																	
122069	Sichuan Dongpo	05/02/2014	Active	33	10	7	3	10.00%	30	4	0		None	P,S,T,M,VP SC	N/A			
135411	Sichuan Fei Ying	06/26/2018	Active	39	12	4	8	25.81%	31	3	0			P,S,T,M,VP SC	N/A		\$2,000.00	
122110	Sichuan Golf	05/08/2014	Active	25	3	4	-1	-3.85%	26	2	0			P,S,T,M,VP SC	N/A			
130495	Sichuan Gu Yan	03/24/2017	Active	29	4	7	-3	-9.38%	32	6	0			P,S,T,M,VP SC	N/A		\$1,000.00	
133237	Sichuan Guang Ming Xing	11/30/2017	Active	34	11	2	9	36.00%	25	6	0		None	P,S,T,M,VP SC	N/A		\$1,000.00	
128751	Sichuan Guocheng	08/31/2016	Active	33	1	4	-3	-8.33%	36	3	0		None	P,S,T,M,VP SC	N/A		\$1,000.00	
133233	Sichuan Happy	11/28/2017	Active	31	10	0	10	47.62%	21		2			P,S,T,M,VP SC	N/A			
122088	Sichuan Happy Sunshine	05/06/2014	Active	46	7	6	1	2.22%	45	4	0			P,S,T,M,VP SC	24+	90+ Days	\$1,000.00	
	Exc Award (06/30/2016, 06/30/2019)																	
122068	Sichuan Hongzhou Shiai	05/02/2014	Active	26	4	4	0	0.00%	26	5	0		None	P,S,T,M,VP SC	N/A			
129136	Sichuan Ivy	10/28/2016	Active	41	17	9	8	24.24%	33	9	0			P,S,T,M,VP SC	N/A		\$1,000.00	
122089	Sichuan Jia Zhou	05/06/2014	Active	45	6	5	1	2.27%	44	2	0		None	P,S,T,M,VP SC	N/A			
122070	Sichuan Jiaozi	05/21/2014	Active	41	26	4	22	115.79%	19	1	0		None	P,S,T,M,VP SC	N/A			
125051	Sichuan Jin Shi	06/05/2015	Active	39	7	15	-8	-17.02%	47	4	0		None	P,S,T,M,VP SC	N/A		\$2,000.00	
133234	Sichuan Jing Cheng	11/28/2017	Active	29	2	1	1	3.57%	28	8	0		None	P,S,T,M,VP SC	N/A			
133737	Sichuan Jiu Du Shi Ai	01/29/2018	Active	57	13	3	10	21.28%	47	1	0		None	P,S,T,M,VP SC	N/A		\$3,000.00	
130778	Sichuan Juan Cheng	04/24/2017	Active	28	6	5	1	3.70%	27	2	0			P,S,T,M,VP SC	N/A			
129968	Sichuan Le Huo	01/30/2017	Active	22	2	5	-3	-12.00%	25	3	0			P,S,T,M,VP SC	N/A			
133761	Sichuan Le Shan	01/31/2018	Active	22	4	5	-1	-4.35%	23	4	0		None	P,S,T,M,VP SC	N/A			
133243	Sichuan Li Hong	11/28/2017	Active	31	0	7	-7	-18.42%	38	4	0			P,S,T,M,VP SC	N/A	90+ Days		
124654	Sichuan Mian Zhou	04/28/2015	Active	28	3	10	-7	-20.00%	35	4	0		None	P,S,T,M,VP SC	N/A		\$1,000.00	



# Club Health Assessment for District 390 through June 2025

			Status	Membership							Reports					Finance	LCIF
Club Number	Club Name	Charter Date		Current Member Count	YTD Members Added	YTD Members Dropped	YTD Net Growth	YTD Net Growth%	Member Count 12 Months Ago	Avg. length of service for dropped members	Months Since Last MMR ***	Yrs. Since Last Officer Report	President Rotation	Vice President Reported ****	Months Since Last Activity Report ***	Account Balance	Donations for current Fiscal Year
			Number of times on status quo within last two years	If below 15 members appears				If net loss is greater than 20% appears			If no report in 3 months appears in	When more than one year appears in	Number of repeat terms	Notes the officers that do not have appears in an active	If no report at 12 months red		
122241	Sichuan Mianyang Self-Improvement	05/16/2014	Active	48	5	10	-5	-9.43%	53	5	0		None	P,S,T,M,VP SC	N/A	90+ Days	\$2,000.00
122252	Sichuan Panda	05/19/2014	Active	36	2	0	2	5.88%	34		2			P,S,T,M,VP SC	N/A		\$2,200.00
	Exc Award (06/30/2019)																
124650	Sichuan Red Leaves	06/26/2015	Active	27	9	0	9	50.00%	18		4		None	P,S,T,M,VP SC	N/A		\$1,000.00
122253	Sichuan Rong Cheng	05/19/2014	Active	39	18	5	13	50.00%	26	2	0			P,S,T,M,VP SC	N/A		\$1,000.00
124653	Sichuan Rongzhou Aixin	04/27/2015	Active	72	16	9	7	10.77%	65	3	0		None	P,S,T,M,VP SC	N/A		\$15,000.00
124767	Sichuan Runshan	04/30/2015	Active	28	6	6	0	0.00%	28	5	0			P,S,T,M,VP SC	N/A		
	Exc Award (06/30/2024)																
122102	Sichuan Runze	05/07/2014	Active	53	13	6	7	15.22%	46	7	0			P,S,T,M,VP SC	N/A		\$5,000.00
133747	Sichuan San Jiang	01/29/2018	Active	23	3	7	-4	-14.81%	27	3	0			P,S,T,M,VP SC	N/A		
124765	Sichuan Shan Cheng	05/08/2015	Active	41	7	13	-6	-12.77%	47	7	0			P,S,T,M,VP SC	N/A	90+ Days	
	Exc Award (06/30/2024)																
122242	Sichuan Shan Shui	05/16/2014	Active	36	9	3	6	20.00%	30	2	0			P,S,T,M,VP SC	N/A		\$1,000.00
132109	Sichuan Shang Shan	06/30/2017	Active	35	6	3	3	9.38%	32	5	0			P,S,T,M,VP SC	N/A		
136070	Sichuan Shao Cheng	07/23/2018	Active	25	2	21	-19	-43.18%	44	1	0			P,S,T,M,VP SC	N/A		\$1,000.00
	Exc Award (06/30/2024)																
132123	Sichuan Shi Ai Chen Guang	06/30/2017	Active	31	3	0	3	10.71%	28		2			P,S,T,M,VP SC	N/A	90+ Days	
129691	Sichuan Shi Ai Shou Xiang	01/12/2017	Active	35	12	10	2	6.06%	33	5	0		None	P,S,T,M,VP SC	N/A		\$2,000.00
132975	Sichuan Shi Yuan Tian Xia	10/30/2017	Active	15	4	4	0	0.00%	15	2	0			P,S,T,M,VP SC	N/A		
122254	Sichuan Shiai Sunshine	05/19/2014	Active	55	10	4	6	12.24%	49	5	0			P,S,T,M,VP SC	N/A		\$1,000.00
	Exc Award (06/30/2019)																
123912	Sichuan Shiai Tianxia	01/05/2015	Active	29	2	3	-1	-3.33%	30	9	0			P,S,T,M,VP SC	N/A		
	Exc Award (06/30/2022)																
122248	Sichuan Shiai Xiangyang	05/16/2014	Active	25	5	3	2	8.70%	23	6	0			P,S,T,M,VP SC	N/A		
	Exc Award (06/30/2016)																
124419	Sichuan Shiai Xingguang	04/08/2015	Active	16	5	7	-2	-11.11%	18	3	0			P,S,T,M,VP SC	N/A		
122244	Sichuan Shiai Zhi Guang	05/16/2014	Active	36	3	7	-4	-10.00%	40	6	0		None	P,S,T,M,VP SC	N/A		\$3,000.00




Club Health Assessment for District 390 through June 2025

			Membership								Reports					Finance		LCIF		
Club Number	Club Name	Charter Date		Current Member Count	YTD Members Added	YTD Members Dropped	YTD Net Growth	YTD Net Growth%	Member Count 12 Months Ago	Avg. length of service for dropped members	Months Since Last MMR ***	Yrs. Since Last Officer Report	President Rotation	Vice President Reported ****	Months Since Last Activity Report ***	Account Balance	Donations for current Fiscal Year			
			Number of times on status quo within last two years	If below 15 members appears				If net loss is greater than 20% appears			If no report in 3 months appears in	When more than one year appears in	Number of repeat terms	Notes the officers that do not have an active	If no report at 12 months appears in red					
Exc Award (06/30/2016)																				
129135	Sichuan ShiXing Tian Xia	10/21/2016	Active	25	3	4	-1	-3.85%	26	3	0			P,S,T,M,VP SC	N/A					
129949	Sichuan Si Shu	05/26/2017	Active	30	5	6	-1	-3.23%	31	5	0		None	P,S,T,M,VP SC	N/A		\$1,000.00			
122091	Sichuan Sino	05/06/2014	Active	41	3	3	0	0.00%	41	6	0			P,S,T,M,VP SC	N/A		\$2,000.00			
Exc Award (06/30/2022, 06/30/2024)																				
122071	Sichuan Smile	05/02/2014	Active	39	6	5	1	2.63%	38	6	0		None	P,S,T,M,VP SC	N/A					
121788	Sichuan Sunshine	04/04/2014	Active	93	14	18	-4	-4.12%	97	3	0			P,S,T,M,VP SC	N/A		\$1,000.00			
122111	Sichuan Tian Fu	05/30/2014	Active	34	7	7	0	0.00%	34	5	0			P,S,T,M,VP SC	N/A					
Exc Award (06/30/2019, 06/30/2024)																				
132121	Sichuan Tong Chuang	06/30/2017	Active	29	4	5	-1	-3.33%	30	3	0			P,S,T,M,VP SC	N/A		\$3,000.00			
Exc Award (06/30/2024)																				
123913	Sichuan Tonghe	01/05/2015	Active	26	8	15	-7	-21.21%	33	6	0			P,S,T,M,VP SC	N/A		\$2,000.00			
Exc Award (06/30/2024)																				
124198	Sichuan Tongxin Tongde	03/04/2015	Active	40	12	7	5	14.29%	35	2	0			P,S,T,M,VP SC	24+		\$1,000.00			
133236	Sichuan Xin Dong Li	11/30/2017	Active	24	3	6	-3	-11.11%	27	6	0		None	P,S,T,M,VP SC	N/A		\$1,000.00			
125727	Sichuan Xin Huo	08/28/2015	Active	55	15	24	-9	-14.06%	64	3	0		None	P,S,T,M,VP SC	N/A	90+ Days	\$3,000.00			
Exc Award (06/30/2019)																				
129690	Sichuan Xin Qi Dian	12/29/2016	Active	37	9	7	2	5.71%	35	4	0		None	P,S,T,M,VP SC	N/A		\$1,000.00			
124199	Sichuan Xingkong	03/05/2015	Active	33	9	3	6	22.22%	27	3	0		None	P,S,T,M,VP SC	N/A					
125119	Sichuan Yu Shi	06/12/2015	Active	27	7	10	-3	-10.00%	30	4	0		None	P,S,T,M,VP SC	N/A		\$1,000.00			
Current Total Clubs Count	YTD New Clubs Count	YTD Cancelled Clubs Count	YTD Net Club Gain	Current Total Members Count	YTD Add	YTD Drop	YTD Net Growth	YTD Net Growth %	Member Count 12 Months Ago	Average Member Count Per Club	% of Clubs with less than 20 members	% No MMR in 3 Months	% No Officer Report in 12 Months	% of Clubs with balance 90+ days	Number of Clubs in Status Quo	% Status Quo Clubs in Financial Suspension	Number of Cancelled Clubs	Average Cancelled Club Age	Members Lost Due to Cancellation	% of Clubs Cancelled for Non-Financial Reasons
78	15	0	15	2,541	857	460	397	18.52%	2,144	33	4%	1%	0%	9%	0	0%	0	0	0	0%



Club Health Assessment for District 390 through June 2025

			Status	Membership							Reports					Finance	LCIF
Club Number	Club Name	Charter Date		Current Member Count	YTD Members Added	YTD Members Dropped	YTD Net Growth	YTD Net Growth%	Member Count 12 Months Ago	Avg. length of service for dropped members	Months Since Last MMR ***	Yrs. Since Last Officer Report	President Rotation	Vice President Reported ****	Months Since Last Activity Report ***	Account Balance	Donations for current Fiscal Year
			Number of times on status quo within last two years	If below 15 members appears				If net loss is greater than 20% appears			If no report in 3 months appears in	When more than one year appears in	Number of repeat terms	Notes the officers that do not have an active	If no report at 12 months appears in red		

\* - P - Priority Club. Cancellation Reasons: 1-Objectives/conduct, 2-Non-active club, 5-Non-existing club, 6-Disbanding, 7-Merger, 8-Financial Suspension, 9-District/Multiple District Dues.  
\*\* - Abbreviation: P-President, S-Secretary, T-Treasurer, M-Member Chairperson, VP-First Vice President, MC-Communications Chairperson, SC-Service Chairperson  
\*\*\* - Abbreviation: N/R - Never reported using the Lions Clubs website, N/A - Not applicable, No password registered for the Lions Clubs website.  
\*\*\*\* - Abbreviation: N - New, IP - Immediate Past, R - Repeat.



# Club Health Assessment for District 391 through June 2025

			Status	Membership							Reports					Finance		LCIF
Club Number	Club Name	Charter Date		Current Member Count	YTD Members Added	YTD Members Dropped	YTD Net Growth	YTD Net Growth%	Member Count 12 Months Ago	Avg. length of service for dropped members	Months Since Last MMR ***	Yrs. Since Last Officer Report	President Rotation	Vice President Reported ****	Months Since Last Activity Report ***	Account Balance	Donations for current Fiscal Year	
			Number of times on status quo within last two years	If below 15 members appears					If net loss is greater than 20% appears			If no report in 3 months appears in	When more than one year appears in	Number of repeat terms	Notes the officers that do not have appears in an active	If no report at 12 months red		
Clubs less than two years old																		
177959	Hainan Ao Zhan	09/12/2024	Active	2	25	23	2	100.00%	0	2	0			P,S,T,M,VP SC	N/A	90+ Days		
157975	Hainan Boxueshiai	05/21/2024	Active	18	12	20	-8	-30.77%	26	1	0		2	P,S,T,M,VP SC	N/A			
181716	Hainan HaiNing	04/23/2025	Newly Chartered	23	27	4	23	100.00%	0	1	0			P,S,T,M,VP SC	N/A			
179341	Hainan Runze	11/22/2024	Active	25	29	4	25	100.00%	0	0	0			P,S,T,M,VP SC	N/A			
181715	Hainan YongXing	04/25/2025	Newly Chartered	22	30	8	22	100.00%	0	0	0			P,S,T,M,VP SC	N/A			
181223	Hainan You Meng	03/19/2025	Active	20	27	7	20	100.00%	0	1	0			P,S,T,M,VP SC	N/A			
Clubs more than two years old																		
127635	Hainan Ci Ai	06/20/2016	Active	0	1	1	0	0.00%	0	9	0	3	None	P,S,T,M,VP SC	N/A			
126193	Hainan Ci Fu	11/12/2015	Active	2	0	16	-16	-88.89%	18	3	0		None	P,S,T,M,VP SC	N/A			
Exc Award (06/30/2016)																		
127013	Hainan Da Ai	03/08/2016	Active	20	4	9	-5	-20.00%	25	3	0			P,S,T,M,VP SC	N/A			
136186	Hainan De Ai	08/07/2018	Active	23	8	4	4	21.05%	19	1	0			P,S,T,M,VP SC	N/A	90+ Days		
127622	Hainan Fu Ai Shou La Shou	06/10/2016	Active	3	3	8	-5	-62.50%	8	4	0	1	None	P,S,T,M,VP SC	N/A	90+ Days		
129138	Hainan Gan En	10/13/2016	Active	6	15	12	3	100.00%	3	7	0			P,S,T,M,VP SC	N/A	90+ Days		
126194	Hainan Guangming	11/12/2015	Active	1	0	4	-4	-80.00%	5	1	6	2	None	P,S,T,M,VP SC	N/A			
126185	Hainan Hai De	11/12/2015	Active	2	4	2	2	100.00%	0	0	0	3	None	P,S,T,M,VP SC	N/A			
126202	Hainan He Ping	11/13/2015	Active	23	6	5	1	4.55%	22	1	0			P,S,T,M,VP SC	N/A			
126188	Hainan Hou De	11/13/2015	Active	14	6	9	-3	-17.65%	17	7	0			P,S,T,M,VP SC	N/A			
127615	Hainan Jiu Sheng	05/31/2016	Active	20	10	12	-2	-9.09%	22	4	0			P,S,T,M,VP SC	N/A			
126189	Hainan Lao Qu	11/12/2015	Active	26	8	22	-14	-35.00%	40	1	0			P,S,T,M,VP SC	N/A		\$1,000.00	
132907	Hainan Lede	10/17/2017	Active	18	12	7	5	38.46%	13	7	0			P,S,T,M,VP SC	N/A			
127636	Hainan Li Xing Tian Xia	05/19/2016	Active	16	13	8	5	45.45%	11	3	0			P,S,T,M,VP SC	N/A	90+ Days		
126203	Hainan Meihao	11/13/2015	Active	1	3	10	-7	-87.50%	8	3	0	1	None	P,S,T,M,VP SC	N/A			




Club Health Assessment for District 391 through June 2025

			Status								Membership								Reports				Finance		LCIF
Club Number	Club Name	Charter Date		Current Member Count	YTD Members Added	YTD Members Dropped	YTD Net Growth	YTD Net Growth%	Member Count 12 Months Ago	Avg. length of service for dropped members	Months Since Last MMR ***	Yrs. Since Last Officer Report	President Rotation	Vice President Reported ****	Months Since Last Activity Report ***	Account Balance	Donations for current Fiscal Year								
			Number of times on status quo within last two years	If below 15 members appears						If net loss is greater than 20% appears	If no report in 3 months appears in	When more than one year appears in	Number of repeat terms	Notes the officers that do not have an active	If no report at 12 months appears in red										
126192	Hainan Ming De	11/12/2015	Active	0	0	2	-2	-100.00%	2	5	0	1	None	P,S,T,M,VP SC	N/A	90+ Days									
126183	Hainan Ming Wang Yi You	11/12/2015	Active	27	3	7	-4	-12.90%	31	3	0		P,S,T,M,VP SC	N/A											
127637	Hainan Qin Min	05/24/2016	Active	20	3	15	-12	-37.50%	32	4	0		P,S,T,M,VP SC	N/A											
126204	Hainan Qiong Zhou	11/13/2015	Active	11	8	12	-4	-26.67%	15	4	0		P,S,T,M,VP SC	N/A											
127613	Hainan Ren De	05/23/2016	Active(1)	19	6	7	-1	-5.00%	20	4	0		P,S,T,M,VP SC	N/A	90+ Days	90+ Days									
126205	Hainan Sansha	11/13/2015	Active(1)	18	8	16	-8	-30.77%	26	5	0		P,S,T,M,VP SC	N/A											
127624	Hainan Shang De	05/23/2016	Active(1)	0	2	4	-2	-100.00%	2	6	0	2	None	P,S,T,M,VP SC	N/A										
127620	Hainan Tong De	06/06/2016	Active	2	1	8	-7	-77.78%	9	6	11		None	P,S,T,M,VP SC	N/A										
126195	Hainan Tong Xin Tong De	11/13/2015	Active	15	14	11	3	25.00%	12	2	0		2	P,S,T,M,VP SC	N/A	90+ Days									
131128	Hainan Wan Fu	05/31/2017	Cancelled(6*)	0	1	4	-3	-100.00%	3	3	6		None	P,S,T,M,VP SC	N/A										
127617	Hainan Wan Quan He	05/17/2016	Active	2	2	14	-12	-85.71%	14	2	0		None	P,S,T,M,VP SC	N/A										
136185	Hainan Wilaizhixing	08/07/2018	Cancelled(8*)	0	0	0	0	0.00%	0		12	3	None	P,S,T,M,VP SC	N/A										
130613	Hainan Xiang Ri Kui	04/11/2017	Active	25	5	14	-9	-26.47%	34	6	0			P,S,T,M,VP SC	N/A	90+ Days									
130630	Hainan Xiao Ping Guo	04/28/2017	Active	22	7	13	-6	-21.43%	28	3	0			P,S,T,M,VP SC	N/A										
130621	Hainan Yang Guang	04/11/2017	Active	21	16	22	-6	-22.22%	27	5	0			P,S,T,M,VP SC	N/A										
124202	Hainan Ye Cheng	02/17/2015	Active	8	11	22	-11	-57.89%	19	3	0		None	P,S,T,M,VP SC	N/A										
Exc Award (06/30/2016)																									
127616	Hainan Ye Feng	05/17/2016	Active	15	14	21	-7	-31.82%	22	6	0			P,S,T,M,VP SC	N/A	90+ Days	\$1,000.00								
132906	Hainan Ye Lin	10/17/2017	Active	25	5	2	3	13.64%	22	2	2			P,S,T,M,VP SC	N/A										
127014	Hainan Yuan Hui	03/08/2016	Active	9	5	11	-6	-40.00%	15	2	0		None	P,S,T,M,VP SC	N/A										
126196	Hainan Zhi Shang	11/13/2015	Active	25	11	19	-8	-24.24%	33	3	0			P,S,T,M,VP SC	N/A										
Current Total Clubs Count	YTD New Clubs Count	YTD Cancelled Clubs Count	YTD Net Club Gain	Current Total Members Count	YTD Add	YTD Drop	YTD Net Growth	YTD Net Growth %	Member Count 12 Months Ago	Average Member Count Per Club	% of Clubs with less than 20 members	% No MMR in 3 Months	% No Officer Report in 12 Months	% of Clubs with balance 90+ days	Number of Clubs in Status Quo	% Status Quo Clubs in Financial Suspension	Number of Cancelled Clubs	Average Cancelled Club Age	Members Lost Due to Cancellation	% of Clubs Cancelled for Non-Financial Reasons					
39	5	2	3	549	365	419	-54	-8.96%	603	14	59%	5%	18%	31%	0	0%	2	7	4	50%					



Club Health Assessment for District 391 through June 2025

			Status	Membership							Reports					Finance	LCIF
Club Number	Club Name	Charter Date		Current Member Count	YTD Members Added	YTD Members Dropped	YTD Net Growth	YTD Net Growth%	Member Count 12 Months Ago	Avg. length of service for dropped members	Months Since Last MMR ***	Yrs. Since Last Officer Report	President Rotation	Vice President Reported ****	Months Since Last Activity Report ***	Account Balance	Donations for current Fiscal Year
			Number of times on status quo within last two years	If below 15 members appears				If net loss is greater than 20% appears			If no report in 3 months appears in	When more than one year appears in	Number of repeat terms	Notes the officers that do not have an active	If no report at 12 months appears in red		

\* - P - Priority Club. Cancellation Reasons: 1-Objectives/conduct, 2-Non-active club, 5-Non-existing club, 6-Disbanding, 7-Merger, 8-Financial Suspension, 9-District/Multiple District Dues.  
\*\* - Abbreviation: P-President, S-Secretary, T-Treasurer, M-Member Chairperson, VP-First Vice President, MC-Communications Chairperson, SC-Service Chairperson  
\*\*\* - Abbreviation: N/R - Never reported using the Lions Clubs website, N/A - Not applicable, No password registered for the Lions Clubs website.  
\*\*\*\* - Abbreviation: N - New, IP - Immediate Past, R - Repeat.



Club Health Assessment for District 392 through June 2025

			Status	Membership							Reports					Finance		LCIF
Club Number	Club Name	Charter Date		Current Member Count	YTD Members Added	YTD Members Dropped	YTD Net Growth	YTD Net Growth%	Member Count 12 Months Ago	Avg. length of service for dropped members	Months Since Last MMR ***	Yrs. Since Last Officer Report	President Rotation	Vice President Reported ****	Months Since Last Activity Report ***	Account Balance	Donations for current Fiscal Year	
			Number of times on status quo within last two years	If below 15 members appears			If net loss is greater than 20% appears			If no report in 3 months appears in		When more than one year appears in	Number of repeat terms	Notes the officers that do not have an active	If no report at 12 months appears in red			
Clubs less than two years old																		
157992	Yunnan Cha Shi	06/22/2024	Active	16	4	14	-10	-38.46%	28	1	0		None	P,S,T,M,VP SC	N/A	90+ Days		
157993	Yunnan Cha Wang	06/22/2024	Active	24	5	4	1	4.35%	26	1	0		None	P,S,T,M,VP SC	N/A			
172095	Yunnan Mengzhidui	06/22/2024	Active	33	9	2	7	26.92%	19	1	0		None	P,S,T,M,VP SC	N/A			
181243	Yunnan Mi Jin	03/18/2025	Active	24	24	0	24	100.00%	0		1			P,S,T,M,VP SC	N/A			
181187	Yunnan Ming Shan	03/19/2025	Active	26	26	0	26	100.00%	0		2			P,S,T,M,VP SC	N/A			
171579	Yunnan Pu Yi	06/28/2024	Active	20	9	11	-2	-9.09%	29	2	0		None	P,S,T,M,VP SC	N/A			
171862	Yunnan San Duo Xue Shan	06/21/2024	Active	25	6	6	0	0.00%	19	1	0		None	P,S,T,M,VP SC	N/A			
171735	Yunnan Shengxian	06/21/2024	Active	24	6	8	-2	-7.69%	39	3	0		None	P,S,T,M,VP SC	N/A			
179599	Yunnan Wanbao	04/28/2025	Newly Chartered	21	23	2	21	100.00%	0	0	0			P,S,T,M,VP SC	N/A			
171955	Yunnan Yongchang	06/21/2024	Active	8	2	19	-17	-68.00%	34	1	0		None	P,S,T,M,VP SC	N/A			
157996	Yunnan You Shan	06/21/2024	Active	28	8	8	0	0.00%	18	2	0		None	P,S,T,M,VP SC	N/A			
181268	Yunnan Yuan Yu Ai	03/19/2025	Active	48	48	0	48	100.00%	0		1			P,S,T,M,VP SC	N/A			
157997	Yunnan Yun Hai	06/21/2024	Active	24	9	11	-2	-7.69%	12	2	0		None	P,S,T,M,VP SC	N/A			
171951	Yunnan Zhi Shan	06/21/2024	Active	26	9	5	4	18.18%	21	1	0		None	P,S,T,M,VP SC	N/A			
Clubs more than two years old																		
126344	Yunnan Cai Shi	12/08/2015	Active	33	6	10	-4	-10.81%	37	3	0	6	None	P,S,T,M,VP SC	N/A			
126427	Yunnan Cai Yun	12/18/2015	Active	34	13	7	6	21.43%	28	6	0	9	None	P,S,T,M,VP SC	N/A			
129181	Yunnan Ci Ai	10/24/2016	Active	38	16	20	-4	-9.52%	42	3	0	8	None	P,S,T,M,VP SC	N/A			
135042	Yunnan Ci Wang	06/05/2018	Active	24	4	7	-3	-11.11%	27	3	0	6	None	P,S,T,M,VP SC	N/A			
129781	Yunnan Dao He	01/11/2017	Active	41	11	4	7	20.59%	34	2	0	7	None	P,S,T,M,VP SC	N/A			
126345	Yunnan Dian Shi	12/16/2015	Active	26	7	6	1	4.00%	25	2	0	7	None	P,S,T,M,VP SC	N/A			
132101	Yunnan Gan Lan Shu	06/30/2017	Active	37	19	8	11	42.31%	26	3	0	7	None	P,S,T,M,VP SC	N/A			
126343	Yunnan Gaoyuanhong	12/09/2015	Active	28	25	10	15	115.38%	13	4	0	7	None	P,S,T,M,VP SC	N/A			



# Club Health Assessment for District 392 through June 2025

			Status	Membership							Reports					Finance		LCIF
Club Number	Club Name	Charter Date		Current Member Count	YTD Members Added	YTD Members Dropped	YTD Net Growth	YTD Net Growth%	Member Count 12 Months Ago	Avg. length of service for dropped members	Months Since Last MMR ***	Yrs. Since Last Officer Report	President Rotation	Vice President Reported ****	Months Since Last Activity Report ***	Account Balance	Donations for current Fiscal Year	
			Number of times on status quo within last two years	If below 15 members appears				If net loss is greater than 20% appears			If no report in 3 months appears in	When more than one year appears in	Number of repeat terms	Notes the officers that do not have an active	If no report at 12 months appears in red			
127676	Yunnan Guang Ming	05/31/2016	Active	0	0	17	-17	-100.00%	17	6	4	8	None	P,S,T,M,VP SC	N/A			
128597	Yunnan He Xie	08/18/2016	Active	70	19	6	13	22.81%	57	2	0	8	None	P,S,T,M,VP SC	N/A			
	Exc Award (06/30/2018)																	
135041	Yunnan Hong Shi	06/06/2018	Active	18	4	5	-1	-5.26%	19	5	0	6	None	P,S,T,M,VP SC	N/A			
129785	Yunnan Hong Zui Ou	01/10/2017	Active	30	3	8	-5	-14.29%	35	2	0	6	None	P,S,T,M,VP SC	N/A			
129539	Yunnan Jing Tai	12/09/2016	Active	21	6	7	-1	-4.55%	22	3	0	8	None	P,S,T,M,VP SC	N/A			
129542	Yunnan Kuai Le	11/30/2016	Active	94	44	7	37	64.91%	57	1	0	8	None	P,S,T,M,VP SC	N/A		\$1,000.00	
133018	Yunnan Long Zhi Dui	11/03/2017	Active	34	8	14	-6	-15.00%	40	2	0	7	None	P,S,T,M,VP SC	N/A			
126447	Yunnan Mei Shi	12/28/2015	Active	29	11	14	-3	-9.38%	32	4	0	9	None	P,S,T,M,VP SC	N/A			
129541	Yunnan Ming De	11/30/2016	Active	49	8	8	0	0.00%	49	2	0	6	None	P,S,T,M,VP SC	N/A			
128615	Yunnan Ping Fan	08/15/2016	Active	61	26	10	16	35.56%	45	6	0	8	None	P,S,T,M,VP SC	N/A			
124098	Yunnan Qi Cai	01/30/2015	Active	53	9	6	3	6.00%	50	3	0	6	None	P,S,T,M,VP SC	N/A			
126480	Yunnan Qi Hang	01/04/2016	Active	35	7	7	0	0.00%	35	2	0	8	None	P,S,T,M,VP SC	N/A			
129233	Yunnan Sheng Huo	11/10/2016	Active	2	0	0	0	0.00%	2		12	8	None	P,S,T,M,VP SC	N/A			
126418	Yunnan Shuai Shi	12/29/2015	Active	35	8	0	8	29.63%	27		0	5	None	P,S,T,M,VP SC	N/A			
133020	Yunnan Tai Yang	11/07/2017	Active	26	6	9	-3	-10.34%	29	5	0	7	None	P,S,T,M,VP SC	N/A			
133019	Yunnan Xing Fu	11/07/2017	Active	17	4	9	-5	-22.73%	22	4	0	7	None	P,S,T,M,VP SC	N/A			
130838	Yunnan Xing Guang	05/02/2017	Active	34	13	7	6	21.43%	28	3	0	7	None	P,S,T,M,VP SC	N/A			
126137	Yunnan Xiong Shi	12/04/2015	Active	23	7	8	-1	-4.17%	24	5	0	7	None	P,S,T,M,VP SC	N/A			
135036	Yunnan Yong Shi	06/05/2018	Active	23	12	10	2	9.52%	21	3	0	6	None	P,S,T,M,VP SC	N/A			
134211	Yunnan Yu Lin	03/30/2018	Active	29	6	7	-1	-3.33%	30	4	0	6	None	P,S,T,M,VP SC	N/A			
129696	Yunnan Yun Cha	12/29/2016	Active	26	6	11	-5	-16.13%	31	2	0	8	None	P,S,T,M,VP SC	N/A			
126139	Yunnan Yun Ling	11/06/2015	Active	6	1	10	-9	-60.00%	15	7	0	7	None	P,S,T,M,VP SC	N/A			
126151	Yunnan Yun Tian	12/08/2015	Active	38	8	7	1	2.70%	37	3	0	8	None	P,S,T,M,VP SC	N/A			
126143	Yunnan Yun Zhi Nan	11/06/2015	Active	70	19	5	14	25.00%	56	2	0	2	None	P,S,T,M,VP SC	N/A			



# Club Health Assessment for District 392 through June 2025

			Status		Membership								Reports					Finance		LCIF
Club Number	Club Name	Charter Date			Current Member Count	YTD Members Added	YTD Members Dropped	YTD Net Growth	YTD Net Growth%	Member Count 12 Months Ago	Avg. length of service for dropped members	Months Since Last MMR ***	Yrs. Since Last Officer Report	President Rotation	Vice President Reported ****	Months Since Last Activity Report ***	Account Balance	Donations for current Fiscal Year		
			Number of times on status quo within last two years		If below 15 members appears				If net loss is greater than 20% appears			If no report in 3 months appears in	When more than one year appears in	Number of repeat terms	Notes the officers that do not have an active	If no report at 12 months appears in red				
Exc Award (06/30/2018)																				
Current Total Clubs Count	YTD New Clubs Count	YTD Cancelled Clubs Count	YTD Net Club Gain	Current Total Members Count	YTD Add	YTD Drop	YTD Net Growth	YTD Net Growth %	Member Count 12 Months Ago	Average Member Count Per Club	% of Clubs with less than 20 members	% No MMR in 3 Months	% No Officer Report in 12 Months	% of Clubs with balance 90+ days	Number of Clubs in Status Quo	% Status Quo Clubs in Financial Suspension	Number of Cancelled Clubs	Average Cancelled Club Age	Members Lost Due to Cancellation	% of Clubs Cancelled for Non-Financial Reasons
46	4	0	4	1,431	524	354	170	13.48%	1,257	31	15%	4%	70%	7%	0	0%	0	0	0	0%

\* - P - Priority Club. Cancellation Reasons: 1-Objectives/conduct, 2-Non-active club, 5-Non-existing club, 6-Disbanding, 7-Merger, 8-Financial Suspension, 9-District/Multiple District Dues.

\*\* - Abbreviation: P-President, S-Secretary, T-Treasurer, M-Member Chairperson, VP-First Vice President, MC-Communications Chairperson, SC-Service Chairperson

\*\*\* - Abbreviation: N/R - Never reported using the Lions Clubs website, N/A - Not applicable, No password registered for the Lions Clubs website.

\*\*\*\* - Abbreviation: N - New, IP - Immediate Past, R - Repeat.



# Club Health Assessment for District 393 through June 2025

			Status	Membership							Reports					Finance	LCIF
Club Number	Club Name	Charter Date		Current Member Count	YTD Members Added	YTD Members Dropped	YTD Net Growth	YTD Net Growth%	Member Count 12 Months Ago	Avg. length of service for dropped members	Months Since Last MMR ***	Yrs. Since Last Officer Report	President Rotation	Vice President Reported ****	Months Since Last Activity Report ***	Account Balance	Donations for current Fiscal Year
			Number of times on status quo within last two years	If below 15 members appears				If net loss is greater than 20% appears			If no report in 3 months appears in	When more than one year appears in	Number of repeat terms	Notes the officers that do not have appears in an active	If no report at 12 months red		
Clubs less than two years old																	
181876	Jiangsu Danfengchaoyang	05/28/2025	Newly Chartered	27	27	0	27	100.00%	0		1			P,S,T,M,VP SC	N/A		
181213	Jiangsu Gangcheng	05/28/2025	Newly Chartered	23	26	3	23	100.00%	0	0	0			P,S,T,M,VP SC	N/A		
171182	Jiangsu Huaguoshan	06/28/2024	Active	19	1	4	-3	-13.64%	25	1	0		None	P,S,T,M,VP SC	N/A		
171179	Jiangsu Jiaodao	06/28/2024	Active	25	13	16	-3	-10.71%	0	2	0		2	P,S,T,M,VP SC	N/A		
182061	Jiangsu Jinchengtongxing	05/28/2025	Newly Chartered	28	28	0	28	100.00%	0		0			P,S,T,M,VP SC	N/A		
181221	Jiangsu Jinshiyuan	05/29/2025	Newly Chartered	23	29	6	23	100.00%	0	0	0			P,S,T,M,VP SC	N/A		
171452	Jiangsu Leshan	06/28/2024	Active	4	0	21	-21	-84.00%	25	1	0		2	P,S,T,M,VP SC	N/A		
181713	Jiangsu Ningshi	05/27/2025	Newly Chartered	29	29	0	29	100.00%	0		1			P,S,T,M,VP SC	N/A		
156971	Jiangsu Tongxin	01/31/2024	Active	29	13	15	-2	-6.45%	31	2	0		None	P,S,T,M,VP SC	N/A		
156972	Jiangsu Xihui	01/31/2024	Active	48	13	13	0	0.00%	48	1	0		None	P,S,T,M,VP SC	N/A		
172271	Jiangsu Yilu	08/11/2024	Active	20	27	7	20	100.00%	0	1	0			P,S,T,M,VP SC	N/A		\$1,000.00
172272	Jiangsu Yitong	08/11/2024	Active	21	27	6	21	100.00%	0	0	0			P,S,T,M,VP SC	N/A		
181859	Jiangsu Zijinshan	05/29/2025	Newly Chartered	25	27	2	25	100.00%	0	0	0			P,S,T,M,VP SC	N/A		
Clubs more than two years old																	
126331	Jiangsu Aixin	12/04/2015	Active	21	4	9	-5	-19.23%	26	5	0	1	None	P,S,T,M,VP SC	N/A		
Exc Award (06/30/2017)																	
133238	Jiangsu Bai Nian Run Yang	12/12/2017	Active	26	4	7	-3	-10.34%	29	4	0	1	None	P,S,T,M,VP SC	N/A		
126053	Jiangsu Boaizhidu	11/04/2015	Active	15	1	5	-4	-21.05%	19	5	0	1	None	P,S,T,M,VP SC	N/A		
126328	Jiangsu Caihong	12/04/2015	Cancelled(6*)	0	0	0	0	0.00%	0		14	1	None	P,S,T,M,VP SC	N/A		
127501	Jiangsu Chunshen	05/16/2016	Active	18	9	7	2	12.50%	16	6	0	1	None	P,S,T,M,VP SC	N/A		
Exc Award (06/30/2017)																	
127502	Jiangsu Dadaozhixing	05/17/2016	Active	23	10	6	4	21.05%	19	3	0	1	None	P,S,T,M,VP SC	N/A		\$1,000.00



# Club Health Assessment for District 393 through June 2025

			Status	Membership							Reports					Finance		LCIF
Club Number	Club Name	Charter Date		Current Member Count	YTD Members Added	YTD Members Dropped	YTD Net Growth	YTD Net Growth%	Member Count 12 Months Ago	Avg. length of service for dropped members	Months Since Last MMR ***	Yrs. Since Last Officer Report	President Rotation	Vice President Reported ****	Months Since Last Activity Report ***	Account Balance	Donations for current Fiscal Year	
			Number of times on status quo within last two years	If below 15 members appears				If net loss is greater than 20% appears			If no report in 3 months appears in	When more than one year appears in	Number of repeat terms	Notes the officers that do not have an active	If no report at 12 months appears in red			
126330	Jiangsu Duoshou	12/04/2015	Active	51	10	3	7	15.91%	44	3	0	1	None	P,S,T,M,VP SC	N/A		\$2,000.00	
126342	Jiangsu Feixiang	12/08/2015	Cancelled(6*)	0	0	0	0	0.00%	0		15	4	None	P,S,T,M,VP SC	N/A			
126153	Jiangsu Fenghuang	11/11/2015	Active	32	10	3	7	28.00%	25	3	0	1	None	P,S,T,M,VP SC	N/A			
126060	Jiangsu Fengniao	11/04/2015	Cancelled(6*)	0	0	0	0	0.00%	0		15	4	None	P,S,T,M,VP SC	N/A			
	Exc Award (06/30/2017)																	
127346	Jiangsu Furong	04/21/2016	Active	48	10	13	-3	-5.88%	51	4	0	1	None	P,S,T,M,VP SC	N/A		\$2,000.00	
	Exc Award (06/30/2023)																	
110172	JIANGSU GU SU	01/26/2011	Active	37	10	3	7	23.33%	30	8	0	1	None	P,S,T,M,VP SC	24+		\$1,000.00	
	Exc Award (06/30/2017)																	
130579	Jiangsu Heping	03/31/2017	Active	30	6	3	3	11.11%	27	2	0	1	None	P,S,T,M,VP SC	N/A			
126368	Jiangsu Huicheng	12/10/2015	Active	34	4	2	2	6.25%	32	2	0	1	None	P,S,T,M,VP SC	N/A			
	Exc Award (06/30/2022)																	
131070	Jiangsu Jinjihu	05/23/2017	Active	37	9	1	8	27.59%	29	0	2	1	None	P,S,T,M,VP SC	N/A			
	Exc Award (06/30/2018)																	
126261	Jiangsu Jinling	11/23/2015	Active	16	7	2	5	45.45%	11	2	0	1	None	P,S,T,M,VP SC	N/A			
126348	Jiangsu Jinshanciming	12/08/2015	Active	25	8	6	2	8.70%	23	5	0	1	None	P,S,T,M,VP SC	N/A			
126258	Jiangsu Jiyang	11/23/2015	Active	16	5	10	-5	-23.81%	21	8	0	4	None	P,S,T,M,VP SC	N/A			
	Exc Award (06/30/2017)																	
130305	Jiangsu Lanjing	03/02/2017	Active	25	2	8	-6	-19.35%	31	6	0	4	None	P,S,T,M,VP SC	N/A			
	Exc Award (06/30/2023)																	
126257	Jiangsu Liangpin	11/23/2015	Active	39	10	6	4	11.43%	35	2	0	4	None	P,S,T,M,VP SC	N/A			
126278	Jiangsu Liangxi	11/30/2015	Active	40	7	9	-2	-4.76%	42	3	0	4	None	P,S,T,M,VP SC	N/A			
	Exc Award (06/30/2024)																	
128694	Jiangsu Lingshan	08/19/2016	Active	47	7	6	1	2.17%	46	3	4	4	None	P,S,T,M,VP SC	N/A		\$6,350.00	
	Exc Award (06/30/2024)																	
126371	Jiangsu Longcheng	12/10/2015	Active	29	1	7	-6	-17.14%	35	3	0	4	None	P,S,T,M,VP SC	N/A			
	Exc Award (06/30/2023)																	
133716	Jiangsu Longyao	01/29/2018	Active	20	3	3	0	0.00%	20	5	0	4	None	P,S,T,M,VP SC	N/A			



# Club Health Assessment for District 393 through June 2025

Club Number	Club Name	Charter Date	Status	Membership							Reports					Finance	LCIF
				Current Member Count	YTD Members Added	YTD Members Dropped	YTD Net Growth	YTD Net Growth%	Member Count 12 Months Ago	Avg. length of service for dropped members	Months Since Last MMR ***	Yrs. Since Last Officer Report	President Rotation	Vice President Reported ****	Months Since Last Activity Report ***	Account Balance	Donations for current Fiscal Year
			Number of times on status quo within last two years	If below 15 members appears				If net loss is greater than 20% appears			If no report in 3 months appears in	When more than one year appears in	Number of repeat terms	Notes the officers that do not have appears in an active	If no report at 12 months red		
126260	Jiangsu Longyu	11/23/2015	Active	23	5	6	-1	-4.17%	24	4	0	6	None	P,S,T,M,VP SC	N/A		
126374	Jiangsu Loujiangshangyuan	01/07/2016	Active	29	7	5	2	7.41%	27	3	0	4	None	P,S,T,M,VP SC	N/A		
126155	Jiangsu Lucheng	11/11/2015	Active	28	12	0	12	75.00%	16		2	4	None	P,S,T,M,VP SC	N/A		
134210	Jiangsu Meng Xiang Xue Fu	03/30/2018	Active	36	8	0	8	28.57%	28		2	4	None	P,S,T,M,VP SC	N/A		\$1,000.00
134192	Jiangsu Ruyi	03/21/2018	Active	25	5	4	1	4.17%	24	6	0	4	None	P,S,T,M,VP SC	N/A		
127372	Jiangsu Shangshan	04/25/2016	Active	31	6	20	-14	-31.11%	45	4	0		None	P,S,T,M,VP SC	N/A		
126156	Jiangsu Shanshi	11/11/2015	Active	21	3	6	-3	-12.50%	24	4	0	4	None	P,S,T,M,VP SC	N/A		
Exc Award (06/30/2022)																	
126329	Jiangsu Shanxing	12/04/2015	Active	22	1	9	-8	-26.67%	30	2	0	1	None	P,S,T,M,VP SC	N/A		
127347	Jiangsu Shiyuan	04/21/2016	Active	30	12	2	10	50.00%	20	1	1	4	None	P,S,T,M,VP SC	N/A		
131429	Jiangsu Shu Xiang Wei Lai	06/19/2017	Active	0	0	3	-3	-100.00%	3	8	0	4	None	P,S,T,M,VP SC	N/A		
126166	Jiangsu Taihu	11/11/2015	Active	22	2	1	1	4.76%	21	5	0	4	None	P,S,T,M,VP SC	N/A		
112081	JIANGSU TING LIN XIAN FENG	08/24/2011	Active	28	7	5	2	7.69%	26	3	0	4	None	P,S,T,M,VP SC	N/A		
Exc Award (06/30/2016, 06/30/2024)																	
126175	Jiangsu Wuyuejianhua	11/11/2015	Active	30	19	2	17	130.77%	13	10	0	6	None	P,S,T,M,VP SC	N/A		
Exc Award (06/30/2017)																	
126375	Jiangsu Xiangrikui	12/10/2015	Active	45	7	7	0	0.00%	45	6	0	4	None	P,S,T,M,VP SC	N/A		
126376	Jiangsu Yangchenghu	12/10/2015	Active	25	9	3	6	31.58%	19	4	0	4	None	P,S,T,M,VP SC	N/A		
126384	Jiangsu Yangguang	12/11/2015	Active	30	13	3	10	50.00%	20	2	0	4	None	P,S,T,M,VP SC	N/A		
133711	Jiangsu Yanling	01/25/2018	Active	23	8	10	-2	-8.00%	25	2	0	6	None	P,S,T,M,VP SC	N/A		
131431	Jiangsu Yi Jia Ren	06/19/2017	Active	33	5	2	3	10.00%	30	3	0	4	None	P,S,T,M,VP SC	N/A		
127477	Jiangsu Yixing	05/06/2016	Active	21	6	10	-4	-16.00%	25	2	0	4	None	P,S,T,M,VP SC	N/A		\$1,000.00
126281	Jiangsu Yongshi	11/30/2015	Active	18	5	8	-3	-14.29%	21	4	0	4	None	P,S,T,M,VP SC	N/A		\$350.00
112117	JIANGSU YUAN LIN	09/07/2011	Active	40	3	3	0	0.00%	40	9	0	4	None	P,S,T,M,VP SC	N/A		\$1,000.00
Exc Award (06/30/2016, 06/30/2018, 06/30/20)																	
127306	Jiangsu Yuanmeng	04/19/2016	Active	20	2	3	-1	-4.76%	21	9	0	4	None	P,S,T,M,VP SC	N/A		



## Club Health Assessment for District 393 through June 2025

INTERNATIONAL

Club Number	Club Name	Charter Date	Status		Membership						Reports				Finance		LCIF				
					Current Member Count	YTD Members Added	YTD Members Dropped	YTD Net Growth	YTD Net Growth%	Member Count 12 Months Ago	Avg. length of service for dropped members	Months Since Last MMR ***	Yrs. Since Last Officer Report	President Rotation	Vice President Reported ****	Months Since Last Activity Report ***	Account Balance	Donations for current Fiscal Year			
					Number of times on status quo within last two years			If below 15 members appears			If net loss is greater than 20% appears			If no report in 3 months appears in	When more than one year appears in	Number of repeat terms		Notes the officers that do not have an active	If no report at 12 months appears in red		
133222	Jiangsu Yunjin	11/28/2017			Active			15	8	7	1	7.14%	14	3	0	4	None	P,S,T,M,VP SC	N/A		
126385	Jiangsu Zhiyuan	12/11/2015			Active			47	24	26	-2	-4.08%	49	3	0	4	None	P,S,T,M,VP SC	N/A		\$1,000.00
	Exc Award (06/30/2019)																				
127362	Jiangsu Zijin Zheng Shan	04/22/2016			Active			36	11	7	4	12.50%	32	4	0	4	None	P,S,T,M,VP SC	N/A		
Current Total Clubs Count	YTD New Clubs Count	YTD Cancelled Clubs Count	YTD Net Club Gain	Current Total Members Count	YTD Add	YTD Drop	YTD Net Growth	YTD Net Growth %	Member Count 12 Months Ago	Average Member Count Per Club	% of Clubs with less than 20 members	% No MMR in 3 Months	% No Officer Report in 12 Months	% of Clubs with balance 90+ days	Number of Clubs in Status Quo	% Status Quo Clubs in Financial Suspension	Number of Cancelled Clubs	Average Cancelled Club Age	Members Lost Due to Cancellation	% of Clubs Cancelled for Non-Financial Reasons	
59	8	3	5	1,628	585	364	221	15.71%	1,382	28	15%	2%	76%	0%	0	0%	3	9	0	100%	

\* - P - Priority Club. Cancellation Reasons: 1-Objectives/conduct, 2-Non-active club, 5-Non-existing club, 6-Disbanding, 7-Merger, 8-Financial Suspension, 9-District/Multiple District Dues.

\*\* - Abbreviation: P-President, S-Secretary, T-Treasurer, M-Member Chairperson, VP-First Vice President, MC-Communications Chairperson, SC-Service Chairperson

\*\*\* - Abbreviation: N/R - Never reported using the Lions Clubs website, N/A - Not applicable, No password registered for the Lions Clubs website.

\*\*\*\* - Abbreviation: N - New, IP - Immediate Past, R - Repeat.



# Club Health Assessment for District 394 through June 2025

			Status	Membership							Reports					Finance		LCIF
Club Number	Club Name	Charter Date		Current Member Count	YTD Members Added	YTD Members Dropped	YTD Net Growth	YTD Net Growth%	Member Count 12 Months Ago	Avg. length of service for dropped members	Months Since Last MMR ***	Yrs. Since Last Officer Report	President Rotation	Vice President Reported ****	Months Since Last Activity Report ***	Account Balance	Donations for current Fiscal Year	
			Number of times on status quo within last two years	If below 15 members appears	If net loss is greater than 20% appears					If no report in 3 months appears in		When more than one year appears in	Number of repeat terms	Notes the officers that do not have appears in an active	If no report at 12 months red			
Clubs less than two years old																		
157977	Jilin Chengde	04/08/2024	Active	6	0	18	-18	-75.00%	24	1	0			P,S,T,M,VP SC	N/A			
181701	Jilin Ming De	04/21/2025	Newly Chartered	32	32	0	32	100.00%	0		1			P,S,T,M,VP SC	N/A		\$1,000.00	
179793	Jilin Yang Guang Cheng Xian	01/06/2025	Active	31	36	5	31	100.00%	0	1	0			P,S,T,M,VP SC	N/A		\$1,000.00	
Clubs more than two years old																		
126835	Dalian Zhengren	02/11/2016	Active	1	0	0	0	0.00%	1		24		None	P,S,T,M,VP SC	N/A			
130391	Jilin BaiNian	03/21/2017	Active	24	21	13	8	50.00%	16	4	0			P,S,T,M,VP SC	N/A			
124933	Jilin Bo Ai	05/20/2015	Active	17	5	8	-3	-15.00%	20	2	0			P,S,T,M,VP SC	N/A			
129681	Jilin Bo Rui	12/29/2016	Active	5	0	15	-15	-75.00%	20	1	0			P,S,T,M,VP SC	N/A			
Exc Award (06/30/2017)																		
123463	Jilin Changxing	10/27/2014	Active	36	9	7	2	5.88%	34	3	0			P,S,T,M,VP SC	N/A		\$9,000.00	
Exc Award (06/30/2024)																		
126010	Jilin Chen Xi	10/20/2015	Active	12	0	17	-17	-58.62%	29	2	0			P,S,T,M,VP SC	N/A		\$2,000.00	
127272	Jilin Chengshan	04/27/2016	Active	5	0	30	-30	-85.71%	35	2	0		2	P,S,T,M,VP SC	N/A			
124332	Jilin Chengxin	04/27/2015	Active	22	4	17	-13	-37.14%	35	3	0			P,S,T,M,VP SC	N/A		\$1,000.00	
130456	Jilin Chun Cheng	03/21/2017	Active	15	1	11	-10	-40.00%	25	4	0			P,S,T,M,VP SC	N/A			
124211	Jilin Guangcai	03/06/2015	Active	28	4	6	-2	-6.67%	30	3	0			P,S,T,M,VP SC	N/A			
130390	Jilin Guangming	03/14/2017	Active	10	1	16	-15	-60.00%	25	2	0			P,S,T,M,VP SC	N/A			
130563	Jilin He Shan	03/28/2017	Active	21	27	24	3	16.67%	18	2	0			P,S,T,M,VP SC	N/A		\$3,000.00	
128643	Jilin Hongde	08/25/2016	Active	20	6	26	-20	-50.00%	40	3	0			P,S,T,M,VP SC	N/A		\$4,000.00	
Exc Award (06/30/2024)																		
126018	Jilin Hou De	10/22/2015	Active	1	1	15	-14	-93.33%	15	6	0	1	None	P,S,T,M,VP SC	N/A			
126024	Jilin Jin Fu	10/22/2015	Active	15	8	6	2	15.38%	13	4	0			P,S,T,M,VP SC	N/A		\$1,000.00	
117020	Jilin Jun Zi Lan	05/30/2012	Active	15	2	19	-17	-53.13%	32	1	0			P,S,T,M,VP SC	N/A		\$1,000.00	
131071	Jilin Lan Tian	05/22/2017	Active	19	0	9	-9	-32.14%	28	3	0		2	P,S,T,M,VP SC	N/A			



Club Health Assessment for District 394 through June 2025

			Membership								Reports					Finance		LCIF		
Club Number	Club Name	Charter Date		Current Member Count	YTD Members Added	YTD Members Dropped	YTD Net Growth	YTD Net Growth%	Member Count 12 Months Ago	Avg. length of service for dropped members	Months Since Last MMR ***	Yrs. Since Last Officer Report	President Rotation	Vice President Reported ****	Months Since Last Activity Report ***	Account Balance	Donations for current Fiscal Year			
			Number of times on status quo within last two years	If below 15 members appears					If net loss is greater than 20% appears		If no report in 3 months appears in	When more than one year appears in	Number of repeat terms	Notes the officers that do not have an active	If no report at 12 months appears in red					
126009	Jilin Long Shi	10/20/2015	Active	5	9	28	-19	-79.17%	24	2	0			P,S,T,M,VP SC	N/A					
126020	Jilin Lu Cheng	10/22/2015	Active	11	5	3	2	22.22%	9	6	0			P,S,T,M,VP SC	N/A					
123662	Jilin Mingliang	11/19/2014	Active	45	16	21	-5	-10.00%	50	4	0			P,S,T,M,VP SC	N/A		\$4,000.00			
Exc Award (06/30/2016, 06/30/2023)																				
130378	Jilin RenAi	03/14/2017	Active	22	2	6	-4	-15.38%	26	3	0			P,S,T,M,VP SC	N/A					
124210	Jilin Shengli	03/12/2015	Active	5	1	23	-22	-81.48%	27	3	0		None	P,S,T,M,VP SC	N/A					
130216	Jilin ShuGuang	02/27/2017	Active	17	3	14	-11	-39.29%	28	2	-1			P,S,T,M,VP SC	N/A		\$1,000.00			
130389	Jilin Tianliang	03/16/2017	Active	7	1	19	-18	-72.00%	25	3	0		2	P,S,T,M,VP SC	N/A					
123665	Jilin Tianshi	11/19/2014	Active	12	5	11	-6	-33.33%	18	5	0			P,S,T,M,VP SC	N/A					
128693	Jilin Xieshou	08/19/2016	Active	24	1	11	-10	-29.41%	34	5	0			P,S,T,M,VP SC	N/A					
130412	Jilin YingCheng	03/16/2017	Active	14	1	9	-8	-36.36%	22	3	0		2	P,S,T,M,VP SC	N/A		\$1,000.00			
128959	Jilin You Shan	09/29/2016	Active	1	0	7	-7	-87.50%	8	3	3	1	None	P,S,T,M,VP SC	N/A					
126019	Jilin Yuan Meng	10/27/2015	Active	37	9	8	1	2.78%	36	4	2			P,S,T,M,VP SC	N/A		\$2,000.00			
Exc Award (06/30/2024)																				
129201	Shenyang Long Jiang	10/24/2016	Active(1)	1	0	0	0	0.00%	1		23	5	None	P,S,T,M,VP SC	N/A					
Current Total Clubs Count	YTD New Clubs Count	YTD Cancelled Clubs Count	YTD Net Club Gain	Current Total Members Count	YTD Add	YTD Drop	YTD Net Growth	YTD Net Growth %	Member Count 12 Months Ago	Average Member Count Per Club	% of Clubs with less than 20 members	% No MMR in 3 Months	% No Officer Report in 12 Months	% of Clubs with balance 90+ days	Number of Clubs in Status Quo	% Status Quo Clubs in Financial Suspension	Number of Cancelled Clubs	Average Cancelled Club Age	Members Lost Due to Cancellation	% of Clubs Cancelled for Non-Financial Reasons
33	2	0	2	536	210	422	-212	-28.34%	748	16	64%	9%	9%	0%	0	0%	0	0	0	0%

\* - P - Priority Club. Cancellation Reasons: 1-Objectives/conduct, 2-Non-active club, 5-Non-existing club, 6-Disbanding, 7-Merger, 8-Financial Suspension, 9-District/Multiple District Dues.  
\*\* - Abbreviation: P-President, S-Secretary, T-Treasurer, M-Member Chairperson, VP-First Vice President, MC-Communications Chairperson, SC-Service Chairperson  
\*\*\* - Abbreviation: N/R - Never reported using the Lions Clubs website, N/A - Not applicable, No password registered for the Lions Clubs website.  
\*\*\*\* - Abbreviation: N - New, IP - Immediate Past, R - Repeat.




# Club Health Assessment for District 303 through June 2025

			Status	Membership							Reports					Finance		LCIF
Club Number	Club Name	Charter Date		Current Member Count	YTD Members Added	YTD Members Dropped	YTD Net Growth	YTD Net Growth%	Member Count 12 Months Ago	Avg. length of service for dropped members	Months Since Last MMR ***	Yrs. Since Last Officer Report	President Rotation	Vice President Reported ****	Months Since Last Activity Report ***	Account Balance	Donations for current Fiscal Year	
			Number of times on status quo within last two years	If below 15 members appears				If net loss is greater than 20% appears			If no report in 3 months appears in	When more than one year appears in	Number of repeat terms	Notes the officers that do not have appears in an active	If no report at 12 months red			
Clubs less than two years old																		
157314	Hong Kong Cambodia	03/29/2024	Cancelled(8*)	0	0	25	-25	-100.00%	25	1	0		None	P,S,T,M,VP SC	N/A	90+ Days		
181267	Hong Kong Cosmopolitan	03/13/2025	Active	20	24	4	20	100.00%	0	0	0			P,S,T,M,VP SC	0			
179421	Hong Kong Distance Runners	11/04/2024	Active	15	21	6	15	100.00%	0	1	0			P,S,T,M,VP SC	7			
157315	Hong Kong Dragon Hill	03/07/2024	Active	21	7	4	3	16.67%	18	1	0		3	P,S,T,M,VP SC	3		\$500.00	
171532	Hong Kong Glenealy	05/29/2024	Active(1)	26	6	0	6	30.00%	20		1		2	P,S,T,M,VP SC	4			
171954	Hong Kong Jade	06/05/2024	Active	10	0	10	-10	-50.00%	20	3	0		3	P,S,T,M,VP SC	N/R			
156451	Hong Kong Kadoorie Hill	10/20/2023	Active	10	0	5	-5	-33.33%	15	2	0		2	P,S,T,M,VP SC	N/R			
Exc Award (06/30/2024)																		
179446	Hong Kong Kings Park	11/04/2024	Active	52	57	5	52	100.00%	0	0	0			P,S,T,M,VP SC	N/R		\$1,001.00	
181255	Hong Kong Ma On Shan	05/27/2025	Newly Chartered	20	20	0	20	100.00%	0		0			P,S,T,M,VP SC	N/R			
178312	Hong Kong Mount Gough	10/21/2024	Active	14	22	8	14	100.00%	0	0	0			P,S,T,M,VP SC	6		\$500.00	
182659	Hong Kong Oriental Auspicious Dragon	06/19/2025	Newly Chartered	28	28	0	28	100.00%	0		0			P,S,T,M,VP SC	N/R			
177304	Hong Kong Rosmead	10/08/2024	Active	14	26	12	14	100.00%	0	0	0			P,S,T,M,VP SC	N/R		\$1,285.00	
157999	Hong Kong Soho	05/31/2024	Active(1)	14	0	6	-6	-30.00%	20	1	0		2	P,S,T,M,VP SC	N/R			
157523	Hong Kong Top Talents	05/31/2024	Active	8	5	24	-19	-70.37%	26	0	0		2	P,S,T,M,VP SC	N/R			
182815	Hong Kong Traditional Chinese Medicine	06/20/2025	Newly Chartered	25	25	0	25	100.00%	0		0			P,S,T,M,VP SC	N/R			
156640	Hong Kong Wong Tai Sin	12/07/2023	Active	4	4	22	-18	-81.82%	22	1	0			P,S,T,M,VP SC	N/R			
171953	Hong Kong Youths	06/07/2024	Active	20	4	4	0	0.00%	20	1	0		2	P,S,T,M,VP SC	1		\$2,000.00	
156095	Kowloon Peak	10/18/2023	Active	16	3	7	-4	-20.00%	20	1	0			P,S,T,M,VP SC	0			
157124	Macao Guia	02/13/2024	Active	21	6	9	-3	-12.50%	24	1	0		2	P,S,T,M,VP SC	5			
Clubs more than two years old																		
48247	BAUHINIA	03/09/1988	Active	10	0	0	0	0.00%	10		12		None	P,S,T,M,VP SC	24+			
Exc Award (06/30/2018)																		



# Club Health Assessment for District 303 through June 2025

			Status	Membership							Reports					Finance		LCIF
Club Number	Club Name	Charter Date		Current Member Count	YTD Members Added	YTD Members Dropped	YTD Net Growth	YTD Net Growth%	Member Count 12 Months Ago	Avg. length of service for dropped members	Months Since Last MMR ***	Yrs. Since Last Officer Report	President Rotation	Vice President Reported ****	Months Since Last Activity Report ***	Account Balance	Donations for current Fiscal Year	
			Number of times on status quo within last two years	If below 15 members appears	If net loss is greater than 20% appears					If no report in 3 months appears in	When more than one year appears in	Number of repeat terms	Notes the officers that do not have appears in an active		If no report at 12 months red			
25534	BAYVIEW	05/31/1963	Active	17	4	6	-2	-10.53%	19	4	0			P,S,T,M,VP SC	4			
38502	BRAEMAR HILL L C	05/19/1980	Active(1)	18	1	1	0	0.00%	18	8	0			P,S,T,M,VP SC	1		\$2,000.00	
Exc Award (06/30/2018)																		
25535	CASTLE PEAK	01/06/1964	Active(1)	19	2	3	-1	-5.00%	20	17	0		None	P,S,T,M,VP SC	15		\$1,000.00	
84305	CAUSEWAY BAY	10/12/2004	Active	16	5	4	1	6.67%	15	0	8			P,S,T,M,VP SC	2		\$1,100.00	
Exc Award (06/30/2018, 06/30/2022, 06/30/2024)																		
63560	CENTER POINT H K S A R	09/18/2000	Active	40	9	12	-3	-6.98%	43	6	0			P,S,T,M,VP SC	1		\$3,643.00	
Exc Award (06/30/2018, 06/30/2024)																		
31596	CITY	01/23/1976	Active	22	0	0	0	0.00%	22		6			P,S,T,M,VP SC	24+			
25536	HAPPY VALLEY	03/22/1967	Active	26	4	2	2	8.33%	24	16	-1			P,S,T,M,VP SC	1		\$8,000.00	
Exc Award (06/30/2017)																		
85922	HO MAN TIN	03/18/2005	Active	21	3	2	1	5.00%	20	8	0		None	P,S,T,M,VP SC	24+			
152729	Hong Kong Aberdeen	11/03/2022	Active(2)	7	1	8	-7	-50.00%	14	3	0			P,S,T,M,VP SC	N/R			
150628	Hong Kong Alba	04/28/2022	Active	13	5	7	-2	-13.33%	15	2	0		2	P,S,T,M,VP SC	1		\$2,000.00	
77901	HONG KONG ASIA	01/01/2004	Active(1)	15	2	2	0	0.00%	15	8	0			P,S,T,M,VP SC	4			
139144	Hong Kong Belt and Road	06/30/2019	Active(1)	5	3	11	-8	-61.54%	13	3	0		None	P,S,T,M,VP SC	0		\$1,000.00	
128003	Hong Kong Centennial Passion	06/30/2016	Active(1)	15	0	5	-5	-25.00%	20	4	0			P,S,T,M,VP SC	24+			
53497	HONG KONG CENTRAL	07/01/1992	Active	22	2	3	-1	-4.35%	23	3	1			P,S,T,M,VP SC	1		\$2,285.00	
Exc Award (06/30/2019, 06/30/2022, 06/30/2024)																		
51050	HONG KONG CENTURION	11/05/1990	Active(1)	11	0	2	-2	-15.38%	13	11	0		3	P,S,T,M,VP SC	20			
Exc Award (06/30/2016)																		
152717	Hong Kong Chek Lap Kok	10/07/2022	Active(2)	8	0	1	-1	-11.11%	9	6	0			P,S,T,M,VP SC	0		\$1,000.00	
125826	Hong Kong Chinese Traditional Culture	09/21/2015	Active	15	6	18	-12	-44.44%	27	4	0			P,S,T,M,VP SC	4		\$8,000.00	
Exc Award (06/30/2018, 06/30/2024)																		
86141	HONG KONG CITIZENS	04/08/2005	Active	27	4	4	0	0.00%	27	4	0			P,S,T,M,VP SC	8		\$5,000.00	
Exc Award (06/30/2017, 06/30/2018, 06/30/2024)																		
151819	Hong Kong Clear Water Bay	07/22/2022	Active	19	5	11	-6	-24.00%	25	2	0			P,S,T,M,VP SC	0		\$1,000.00	



# Club Health Assessment for District 303 through June 2025

			Status	Membership							Reports					Finance		LCIF
Club Number	Club Name	Charter Date		Current Member Count	YTD Members Added	YTD Members Dropped	YTD Net Growth	YTD Net Growth%	Member Count 12 Months Ago	Avg. length of service for dropped members	Months Since Last MMR ***	Yrs. Since Last Officer Report	President Rotation	Vice President Reported ****	Months Since Last Activity Report ***	Account Balance	Donations for current Fiscal Year	
			Number of times on status quo within last two years	If below 15 members appears				If net loss is greater than 20% appears			If no report in 3 months appears in	When more than one year appears in	Number of repeat terms		Notes the officers that do not have an active	If no report at 12 months appears in red		
152825	Hong Kong Eagles Nest	10/12/2022	Active	17	6	5	1	6.25%	16	3	0				P,S,T,M,VP SC	4	90+ Days	\$50.00
34327	HONG KONG EAST	07/18/1977	Active	34	1	4	-3	-8.11%	37	9	0				P,S,T,M,VP SC	0		
123890	Hong Kong Elements	01/01/2015	Active	7	5	8	-3	-30.00%	16	2	0				P,S,T,M,VP SC	4		
153401	Hong Kong Elite Sports	01/18/2023	Active(2)	6	9	13	-4	-40.00%	10	2	0		2		P,S,T,M,VP SC	N/R		
146179	Hong Kong Elites	06/10/2021	Active(1)	4	2	9	-7	-63.64%	11	5	0		2		P,S,T,M,VP SC	17		
132938	Hong Kong Everest	10/25/2017	Active(1)	6	8	8	0	0.00%	6	6	0				P,S,T,M,VP SC	24+		
124047	Hong Kong Fairview	02/08/2015	Active(1)	7	8	9	-1	-12.50%	8	12	4		2		P,S,T,M,VP SC	24+		
123007	Hong Kong Fortress Hill	08/25/2014	Active	16	2	0	2	14.29%	14		5				P,S,T,M,VP SC	2		
88453	HONG KONG GLOBAL	05/26/2005	Status Quo(2)	8	9	9	0	0.00%	8	12	5		2		P,S,T,M,VP SC	24+		
129987	Hong Kong Gold Coast	02/07/2017	Active(2)	11	0	2	-2	-15.38%	13	6	2				P,S,T,M,VP SC	24+		
134286	Hong Kong Greater Bay Area	04/06/2018	Active(2)	12	6	3	3	33.33%	9	2	0				P,S,T,M,VP SC	1	\$1,000.00	
	Exc Award (06/30/2023)																	
66933	HONG KONG HARBOUR VIEW	12/06/2002	Active(1)	23	3	6	-3	-11.54%	26	5	0				P,S,T,M,VP SC	2		\$2,285.00
57272	HONG KONG HOLLYWOOD	08/03/1995	Active(2)	6	1	5	-4	-40.00%	10	9	0		2		P,S,T,M,VP SC	24+		
	Exc Award (06/30/2018, 06/30/2022)																	
25537	HONG KONG HOST	07/18/1955	Active	21	2	0	2	10.53%	19		0				P,S,T,M,VP SC	0		\$1,000.00
	Exc Award (06/30/2018)																	
130614	Hong Kong IFC	04/17/2017	Active(2)	23	23	23	0	0.00%	23	6	5		3		P,S,T,M,VP SC	24+		\$129.00
	Exc Award (06/30/2018)																	
38202	HONG KONG ISLAND	03/26/1980	Active	21	0	3	-3	-12.50%	24	14	0				P,S,T,M,VP SC	1		\$1,000.00
147519	Hong Kong Jardines Lookout	07/13/2021	Active	16	3	15	-12	-42.86%	28	6	0				P,S,T,M,VP SC	24+		\$2,100.00
	Exc Award (06/30/2022, 06/30/2024)																	
138033	Hong Kong Joy	04/24/2019	Active	27	6	4	2	8.00%	25	4	0				P,S,T,M,VP SC	0		\$1,000.00
147520	Hong Kong Mai Po	07/13/2021	Active(1)	10	1	4	-3	-23.08%	13	3	0		None		P,S,T,M,VP SC	13		
54829	HONG KONG MAINLAND	08/16/1993	Active	11	1	1	0	0.00%	11	0	0		3		P,S,T,M,VP SC	5		
	Exc Award (06/30/2017, 06/30/2018)																	



# Club Health Assessment for District 303 through June 2025

			Status	Membership						Reports					Finance	LCIF	
Club Number	Club Name	Charter Date		Current Member Count	YTD Members Added	YTD Members Dropped	YTD Net Growth	YTD Net Growth%	Member Count 12 Months Ago	Avg. length of service for dropped members	Months Since Last MMR ***	Yrs. Since Last Officer Report	President Rotation	Vice President Reported ****	Months Since Last Activity Report ***	Account Balance	Donations for current Fiscal Year
			Number of times on status quo within last two years	If below 15 members appears				If net loss is greater than 20% appears			If no report in 3 months appears in	When more than one year appears in	Number of repeat terms	Notes the officers that do not have appears in an active	If no report at 12 months red		
57615	HONG KONG METROPOLITAN	12/05/1995	Active(2)	40	3	2	1	2.56%	39	15	0			P,S,T,M,VP SC	3		\$100.00
	Exc Award (06/30/2024)																
62423	HONG KONG MILLENNIUM	10/18/1999	Active	18	0	1	-1	-5.26%	19	6	0			P,S,T,M,VP SC	0		\$9,000.00
128442	Hong Kong Morrison Hill	07/29/2016	Active(2)	22	3	0	3	15.79%	19		1			P,S,T,M,VP SC	0		\$2,000.00
	Exc Award (06/30/2020, 06/30/2021)																
154428	Hong Kong Mt Kellett	06/14/2023	Active	10	1	10	-9	-47.37%	19	2	0		3	P,S,T,M,VP SC	N/R		
109169	HONG KONG NEW ERA	09/07/2010	Active(1)	29	2	1	1	3.57%	28	4	0			P,S,T,M,VP SC	1		\$2,257.00
	Exc Award (06/30/2017, 06/30/2018)																
147539	Hong Kong New Kai Tak	08/24/2021	Active	20	4	3	1	5.26%	19	1	0			P,S,T,M,VP SC	3		\$1,000.00
	Exc Award (06/30/2024)																
99510	HONG KONG NEW TERRITORIES EAST	06/28/2007	Active	30	6	1	5	20.00%	30	6	0			P,S,T,M,VP SC	1		\$1,000.00
125576	Hong Kong New Territories West	08/27/2015	Active(2)	8	3	3	0	0.00%	8	5	0			P,S,T,M,VP SC	7		
41755	HONG KONG NORTH	07/06/1982	Active	26	2	2	0	0.00%	26	21	0			P,S,T,M,VP SC	1		
150045	Hong Kong Northern Metropolis	03/02/2022	Active(1)	6	2	4	-2	-25.00%	8	3	0			P,S,T,M,VP SC	N/R		\$2,000.00
149780	Hong Kong Olympic	02/17/2022	Active(2)	10	3	5	-2	-16.67%	12	2	0			P,S,T,M,VP SC	8		
50094	HONG KONG PACIFIC	01/16/1990	Active	14	1	2	-1	-6.67%	15	36	0			P,S,T,M,VP SC	0		\$2,000.00
	Exc Award (06/30/2017, 06/30/2018, 06/30/2020)																
132227	Hong Kong Peace	07/12/2017	Active(2)	40	29	24	5	14.29%	35	5	0			P,S,T,M,VP SC	1		\$3,000.00
	Exc Award (06/30/2018, 06/30/2019)																
53091	HONG KONG PEARL ISLAND	05/13/1992	Active	14	2	2	0	0.00%	14	22	0			P,S,T,M,VP SC	0		
	Exc Award (06/30/2018)																
68923	HONG KONG PEARL OF THE ORIENT	06/11/2003	Active(2)	12	0	4	-4	-25.00%	16	11	0			P,S,T,M,VP SC	24+		
25540	HONG KONG PENINSULA	10/17/1959	Active	28	4	3	1	3.70%	27	5	0		2	P,S,T,M,VP SC	24+		\$2,000.00
48057	HONG KONG PHOENIX	01/15/1988	Active	11	0	4	-4	-26.67%	15	9	0		2	P,S,T,M,VP SC	14		
106311	HONG KONG PRINCE EDWARD	08/18/2009	Active	16	3	3	0	0.00%	16	8	0			P,S,T,M,VP SC	0		\$1,000.00
147622	Hong Kong Prominent	07/16/2021	Active	9	0	2	-2	-18.18%	11	3	0		2	P,S,T,M,VP SC	2		\$3,000.00



# Club Health Assessment for District 303 through June 2025

			Status	Membership							Reports				Finance	LCIF	
Club Number	Club Name	Charter Date		Current Member Count	YTD Members Added	YTD Members Dropped	YTD Net Growth	YTD Net Growth%	Member Count 12 Months Ago	Avg. length of service for dropped members	Months Since Last MMR ***	Yrs. Since Last Officer Report	President Rotation	Vice President Reported ****	Months Since Last Activity Report ***	Account Balance	Donations for current Fiscal Year
			Number of times on status quo within last two years	If below 15 members appears				If net loss is greater than 20% appears			If no report in 3 months appears in	When more than one year appears in	Number of repeat terms	Notes the officers that do not have appears in an active	If no report at 12 months red		
36342	HONG KONG QUEENSWAY	12/11/1978	Active	13	4	1	3	30.00%	10	0	0			P,S,T,M,VP SC	2		\$1,129.00
Exc Award (06/30/2022)																	
53122	HONG KONG RED HILL	05/18/1992	Active	14	2	2	0	0.00%	14	8	0			P,S,T,M,VP SC	1		\$1,000.00
Exc Award (06/30/2017, 06/30/2018)																	
154790	Hong Kong Rosewood	06/16/2023	Active(1)	15	1	11	-10	-40.00%	25	2	0			P,S,T,M,VP SC	6		
Exc Award (06/30/2024)																	
129276	Hong Kong Sai Kung	11/07/2016	Active	20	5	0	5	33.33%	15		3		4	P,S,T,M,VP SC	1		
147690	Hong Kong Science Park	08/11/2021	Active(1)	16	2	3	-1	-5.88%	17	2	0			P,S,T,M,VP SC	5		
Exc Award (06/30/2022, 06/30/2023, 06/30/2024)																	
105117	HONG KONG SHOUSON HILL	03/28/2009	Active	39	4	3	1	2.63%	38	6	0			P,S,T,M,VP SC	1		\$11,828.00
Exc Award (06/30/2016, 06/30/2017, 06/30/2018)																	
141615	HONG KONG SIGNATURE	06/10/2020	Active	11	6	15	-9	-45.00%	20	4	0			P,S,T,M,VP SC	6		\$1,000.00
52099	HONG KONG SILVERSTRAND	10/18/1991	Active	29	2	6	-4	-12.12%	33	12	0			P,S,T,M,VP SC	2		\$1,000.00
Exc Award (06/30/2017)																	
33464	HONG KONG SOUTH	03/09/1977	Active	29	4	3	1	3.57%	28	5	0			P,S,T,M,VP SC	1		\$35,520.00
Exc Award (06/30/2016, 06/30/2017, 06/30/2018)																	
132883	Hong Kong Stars	11/03/2017	Active(1)	11	0	2	-2	-15.38%	13	3	0		None	P,S,T,M,VP SC	1		
Exc Award (06/30/2018, 06/30/2024)																	
105346	HONG KONG SUN	04/24/2009	Active	9	2	0	2	28.57%	7		0			P,S,T,M,VP SC	0		\$1,000.00
Exc Award (06/30/2018, 06/30/2022)																	
30386	HONG KONG THE PEAK	03/11/1975	Active	17	2	8	-6	-26.09%	23	8	2		None	P,S,T,M,VP SC	24+		\$6,285.00
131095	Hong Kong Tseung Kwan O	05/31/2017	Active(1)	8	3	7	-4	-33.33%	12	4	0			P,S,T,M,VP SC	1		
115239	HONG KONG TSUEN WAN	10/10/2011	Active(1)	18	6	7	-1	-5.26%	19	6	0			P,S,T,M,VP SC	0		\$2,000.00
152665	Hong Kong Tung Chung	09/27/2022	Active(1)	12	11	11	0	0.00%	12	2	1			P,S,T,M,VP SC	N/R		
150283	Hong Kong Universal Fraternity	03/30/2022	Active	17	3	3	0	0.00%	17	4	0			P,S,T,M,VP SC	10		
37447	HONG KONG WEST	07/02/1979	Active	24	1	2	-1	-4.00%	25	9	0			P,S,T,M,VP SC	7		
Exc Award (06/30/2018)																	
125276	Hong Kong Yau Tsim Mong	07/23/2015	Active(1)	10	7	0	7	233.33%	3		0			P,S,T,M,VP SC	6		



# Club Health Assessment for District 303 through June 2025

			Status	Membership							Reports					Finance	LCIF
Club Number	Club Name	Charter Date		Current Member Count	YTD Members Added	YTD Members Dropped	YTD Net Growth	YTD Net Growth%	Member Count 12 Months Ago	Avg. length of service for dropped members	Months Since Last MMR ***	Yrs. Since Last Officer Report	President Rotation	Vice President Reported ****	Months Since Last Activity Report ***	Account Balance	Donations for current Fiscal Year
			Number of times on status quo within last two years	If below 15 members appears				If net loss is greater than 20% appears			If no report in 3 months appears in	When more than one year appears in	Number of repeat terms	Notes the officers that do not have an active	If no report at 12 months appears in red		
Exc Award (06/30/2022)																	
116529	HONG KONG YAU YAT CHUEN	04/25/2012	Active	25	2	24	-22	-46.81%	47	8	0			P,S,T,M,VP SC	2		
135917	Huaxia Hong Kong	07/12/2018	Active	40	5	0	5	14.29%	35		1			P,S,T,M,VP SC	N/R		
142858	Kau To Shan	09/09/2020	Active	23	5	6	-1	-4.17%	24	3	0		None	P,S,T,M,VP SC	4		\$5,050.00
Exc Award (06/30/2022)																	
25538	KOWLOON	06/19/1959	Active	10	0	0	0	0.00%	10		12		2	P,S,T,M,VP SC	24+		\$3,000.00
124994	Kowloon Bay Hong Kong	05/28/2015	Active	17	1	5	-4	-19.05%	21	3	0			P,S,T,M,VP SC	1		\$3,000.00
36511	KOWLOON BEACON HILL	01/31/1979	Active(1)	17	1	8	-7	-29.17%	24	9	0			P,S,T,M,VP SC	24+		\$1,000.00
128897	Kowloon City	09/14/2016	Active(2)	18	1	0	1	5.88%	17		1			P,S,T,M,VP SC	19		
Exc Award (06/30/2019)																	
61033	KOWLOON DIAMOND	07/01/1998	Active	14	2	6	-4	-22.22%	18	2	0			P,S,T,M,VP SC	0		
Exc Award (06/30/2018)																	
31174	KOWLOON EAST	09/08/1975	Active	24	1	1	0	0.00%	24	39	1			P,S,T,M,VP SC	24+		\$2,010.00
31598	KOWLOON SOUTH KOWLOON	01/23/1976	Active	46	3	3	0	0.00%	46	3	0			P,S,T,M,VP SC	24+		\$1,000.00
31770	KOWLOON TONG	02/19/1976	Active	11	0	7	-7	-38.89%	18	5	0			P,S,T,M,VP SC	24+		
51932	KOWLOON TSIM SHA TSUI EAST	07/08/1991	Active	15	0	0	0	0.00%	15		4		None	P,S,T,M,VP SC	3		
32139	KOWLOON WEST KOWLOON	04/27/1976	Active	24	3	4	-1	-4.00%	25	4	0			P,S,T,M,VP SC	19		
Exc Award (06/30/2022)																	
54342	KWAI TSING	04/14/1993	Active(1)	15	2	2	0	0.00%	15	17	0			P,S,T,M,VP SC	24+		
25539	KWUN TONG	08/08/1969	Active	20	0	0	0	0.00%	20		0			P,S,T,M,VP SC	24+		\$257.00
31597	LION ROCK	01/05/1976	Active	13	4	4	0	0.00%	13	12	0			P,S,T,M,VP SC	24+		\$2,750.00
Exc Award (06/30/2016, 06/30/2017, 06/30/2020)																	
25544	MACAU	11/01/1971	Active	26	5	6	-1	-3.70%	27	16	0			P,S,T,M,VP SC	1		\$2,129.00
Exc Award (06/30/2020)																	
52048	MACAU CENTRAL	10/02/1991	Active	17	1	2	-1	-5.56%	18	18	0			P,S,T,M,VP SC	3		
84702	MID LEVELS HONG KONG	02/28/2005	Active(2)	18	0	1	-1	-5.26%	19	2	1			P,S,T,M,VP SC	1		



# Club Health Assessment for District 303 through June 2025

			Status	Membership							Reports					Finance	LCIF
Club Number	Club Name	Charter Date		Current Member Count	YTD Members Added	YTD Members Dropped	YTD Net Growth	YTD Net Growth%	Member Count 12 Months Ago	Avg. length of service for dropped members	Months Since Last MMR ***	Yrs. Since Last Officer Report	President Rotation	Vice President Reported ****	Months Since Last Activity Report ***	Account Balance	Donations for current Fiscal Year
			Number of times on status quo within last two years	If below 15 members appears				If net loss is greater than 20% appears			If no report in 3 months appears in	When more than one year appears in	Number of repeat terms	Notes the officers that do not have an active	If no report at 12 months appears in red		
40041	MT CAMERON L C	06/11/1981	Active	19	1	1	0	0.00%	19	43	6			P,S,T,M,VP SC	24+		
	Exc Award (06/30/2018)																
128173	Mt Davis Centennial	06/30/2016	Active(1)	7	1	1	0	0.00%	7	0	8			P,S,T,M,VP SC	24+		
	Exc Award (06/30/2019)																
34053	NEW TERRITORIES L C	06/15/1977	Active	42	12	2	10	31.25%	32	42	0			P,S,T,M,VP SC	4		\$1,000.00
	Exc Award (06/30/2017)																
25541	NORTH KOWLOON	08/10/1966	Active(1)	15	0	5	-5	-25.00%	20	8	0			P,S,T,M,VP SC	9		\$1,000.00
53307	REPULSE BAY HONG KONG	06/04/1992	Active	28	0	1	-1	-3.45%	29	9	0			P,S,T,M,VP SC	6		\$2,000.00
107743	SHAM SHUI PO HONG KONG	03/05/2010	Active	27	2	2	0	0.00%	27	9	0		2	P,S,T,M,VP SC	0		
	Exc Award (06/30/2018)																
39917	SHATIN	05/27/1981	Active	21	4	8	-4	-16.00%	25	5	0			P,S,T,M,VP SC	1		\$13,893.00
	Exc Award (06/30/2021)																
123050	South	08/29/2014	Active(1)	7	2	8	-6	-46.15%	13	5	0			P,S,T,M,VP SC	24+		
25542	TAI PING SHAN	05/04/1965	Active	29	3	5	-2	-6.45%	31	17	0			P,S,T,M,VP SC	10		\$7,000.00
127093	Tai Po	03/21/2016	Active(1)	13	0	3	-3	-18.75%	16	7	0			P,S,T,M,VP SC	11		
30119	TSIM SHA TSUI	01/06/1975	Active	37	4	2	2	5.71%	35	28	0			P,S,T,M,VP SC	4		\$2,000.00
	Exc Award (06/30/2018, 06/30/2020, 06/30/20)																
61395	TSING YI-MA WAN TSING MA	12/31/1998	Active	37	4	1	3	8.82%	34	0	1			P,S,T,M,VP SC	1		\$4,571.00
	Exc Award (06/30/2018)																
49829	TUEN MUN	08/25/1989	Active	38	3	2	1	2.70%	37	7	0		2	P,S,T,M,VP SC	3		\$1,000.00
	Exc Award (06/30/2016, 06/30/2019, 06/30/20)																
25543	VICTORIA	10/29/1961	Active	19	0	0	0	0.00%	19		1			P,S,T,M,VP SC	24+		\$129.00
82352	WAN CHAI HONG KONG	06/28/2004	Active	19	8	5	3	18.75%	16	23	0			P,S,T,M,VP SC	1		\$1,000.00
	Exc Award (06/30/2018)																
45194	YUEN LONG	06/06/1985	Active(2)	8	3	11	-8	-50.00%	16	14	0			P,S,T,M,VP SC	1		



## Club Health Assessment for District 303 through June 2025

INTERNATIONAL

Club Number	Club Name	Charter Date	Status		Membership							Reports					Finance		LCIF	
					Current Member Count	YTD Members Added	YTD Members Dropped	YTD Net Growth	YTD Net Growth%	Member Count 12 Months Ago	Avg. length of service for dropped members	Months Since Last MMR ***	Yrs. Since Last Officer Report	President Rotation	Vice President Reported ****	Months Since Last Activity Report ***	Account Balance	Donations for current Fiscal Year		
			Number of times on status quo within last two years		If below 15 members appears				If net loss is greater than 20% appears		If no report in 3 months appears in	When more than one year appears in	Number of repeat terms	Notes the officers that do not have an active	If no report at 12 months appears in red					
Current Total Clubs Count	YTD New Clubs Count	YTD Cancelled Clubs Count	YTD Net Club Gain	Current Total Members Count	YTD Add	YTD Drop	YTD Net Growth	YTD Net Growth %	Member Count 12 Months Ago	Average Member Count Per Club	% of Clubs with less than 20 members	% No MMR in 3 Months	% No Officer Report in 12 Months	% of Clubs with balance 90+ days	Number of Clubs in Status Quo	% Status Quo Clubs in Financial Suspension	Number of Cancelled Clubs	Average Cancelled Club Age	Members Lost Due to Cancellation	% of Clubs Cancelled for Non-Financial Reasons
130	8	1	7	2,404	626	680	-54	-2.20%	2,468	18	62%	9%	0%	1%	1	100%	1	1	25	0%

\* - P - Priority Club. Cancellation Reasons: 1-Objectives/conduct, 2-Non-active club, 5-Non-existing club, 6-Disbanding, 7-Merger, 8-Financial Suspension, 9-District/Multiple District Dues.

\*\* - Abbreviation: P-President, S-Secretary, T-Treasurer, M-Member Chairperson, VP-First Vice President, MC-Communications Chairperson, SC-Service Chairperson

\*\*\* - Abbreviation: N/R - Never reported using the Lions Clubs website, N/A - Not applicable, No password registered for the Lions Clubs website.

\*\*\*\* - Abbreviation: N - New, IP - Immediate Past, R - Repeat.



## Club Health Assessment for Ident 5923 - MONGOLIA - UND through June 2025

			Status	Membership							Reports				Finance	LCIF	
Club Number	Club Name	Charter Date		Current Member Count	YTD Members Added	YTD Members Dropped	YTD Net Growth	YTD Net Growth%	Member Count 12 Months Ago	Avg. length of service for dropped members	Months Since Last MMR ***	Yrs. Since Last Officer Report	President Rotation	Vice President Reported ****	Months Since Last Activity Report ***	Account Balance	Donations for current Fiscal Year
			Number of times on status quo within last two years	If below 15 members appears				If net loss is greater than 20% appears			If no report in 3 months appears in	When more than one year appears in	Number of repeat terms	Notes the officers that do not have an active	If no report at 12 months appears in red		
Clubs less than two years old																	
152779	Baganuur	08/24/2023	Active(1)	22	27	5	22	100.00%	0	2	1		2	P,S,T,M,VP SC	N/R		
Clubs more than two years old																	
154092	Bayan Burd	03/30/2023	Active(1)	41	22	2	20	95.24%	21	1	0		2	P,S,T,M,VP SC	N/R		\$30.00
138200	Ulaanbaatar Ikh Tenger	05/10/2019	Active(2)	16	14	0	14	700.00%	2		2			P,S,T,M,VP SC	N/R		
111341	ULAANBAATAR KHANGAI	06/13/2011	Active(2)	13	14	1	13	100.00%	0	10	1		4	P,S,T,M,VP SC	24+		
63886	ULAANBAATAR KHERLEN	01/11/2001	Active(2)	18	1	6	-5	-21.74%	23	4	0			P,S,T,M,VP SC	0		\$50.00
122338	Ulaanbaatar Leader	06/02/2014	Active(4)	18	18	0	18	100.00%	0		3		2	P,S,T,M,VP SC	9		

Clubs Cancelled Previous Fiscal Year – Clubs Cancelled within last 12 months may be reinstated

Club Number	Club Name	Charter Date	Current Status*	Cancellation Date
136690	Ulaanbaatar Bodhi	10/26/2018	Cancelled(8*)	12/29/2023

Current Total Clubs Count	YTD New Clubs Count	YTD Cancelled Clubs Count	YTD Net Club Gain	Current Total Members Count	YTD Add	YTD Drop	YTD Net Growth	YTD Net Growth %	Member Count 12 Months Ago	Average Member Count Per Club	% of Clubs with less than 20 members	% No MMR in 3 Months	% No Officer Report in 12 Months	% of Clubs with balance 90+ days	Number of Clubs in Status Quo	% Status Quo Clubs in Financial Suspension	Number of Cancelled Clubs	Average Cancelled Club Age	Members Lost Due to Cancellation	% of Clubs Cancelled for Non-Financial Reasons
6	0	0	0	128	96	14	82	178.26%	46	21	67%	17%	0%	0%	0	0%	0	0	0	0%

\* - P - Priority Club. Cancellation Reasons: 1-Objectives/conduct, 2-Non-active club, 5-Non-existing club, 6-Disbanding, 7-Merger, 8-Financial Suspension, 9-District/Multiple District Dues.

\*\* - Abbreviation: P-President, S-Secretary, T-Treasurer, M-Member Chairperson, VP-First Vice President, MC-Communications Chairperson, SC-Service Chairperson

\*\*\* - Abbreviation: N/R - Never reported using the Lions Clubs website, N/A - Not applicable, No password registered for the Lions Clubs website.

\*\*\*\* - Abbreviation: N - New, IP - Immediate Past, R - Repeat.